

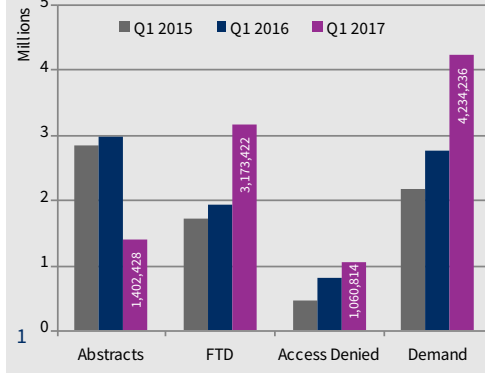
Cochrane Organisational Dashboard | Q1 (Jan-Mar) 2017

Overview

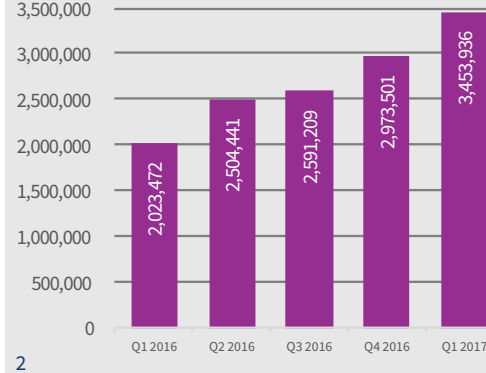
Commentary & Achievements

- Cochrane Library use in Q1 shows a 35% year on year increase in demand.
- cochrane.org usage continues to soar. ↑ 71% compared with Q1 2016.
- Royalties showing very strong growth (↑ 13% compared with Q1 2016). This is partly linked to changes in exchange rate.
- Cochrane Connect sign-ups have increased 21% in Q1 compared with Q4 2016 (52% increase from Q1 2016).
- Non-english usage of our website continues to grow with 68% of visitors in Q1 using non-English browsers.
- We also now present data on the language of the pages visited and this shows around 56% of page views are of translated content demonstrating the value of our translation initiatives.
- We can now track media uptake in all languages, and we see a strong Q1 result of 2,203 media hits across all languages
- Cochrane Crowd now has over 5,000 members
- Covidence usage growing quickly in Cochrane, with a 206% increase in total users compared with Q1 2016

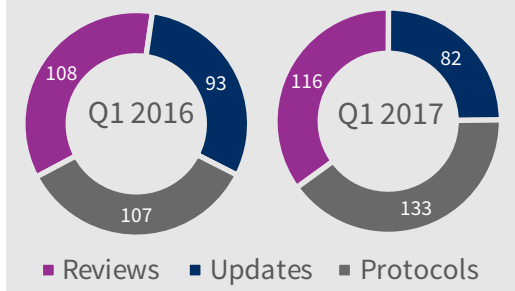
Cochrane Library Usage



Cochrane.org Quarterly Usage



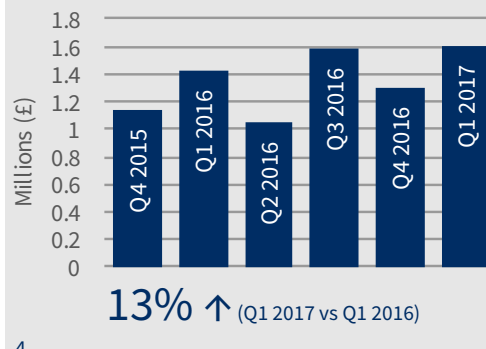
Publishing Output



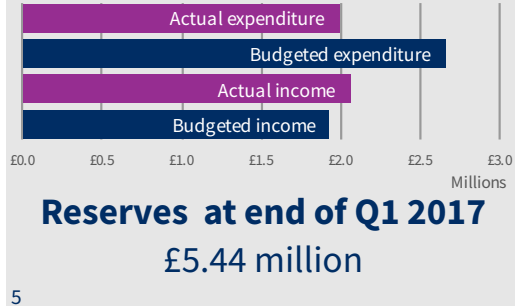
Targets for 2017

- 8/10 Targets Green and on course
- The Enhanced Cochrane Library continues to be challenging and a publication date in 2017 is still not guaranteed.
- The RevMan Web target is likely to be delayed due to competing requests for technical resources from the Enhanced Library project and the Membership project.

Royalties



Income and expenditure (YTD)



2017 Targets

Strategy to 2020 Targets for 2017

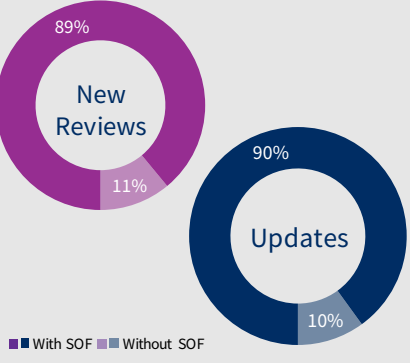
PURPLE: not started or N/A; RED: serious concerns; AMBER: some delays; GREEN: on target

- Complete the development of RevMan Web and begin phased implementation for Cochrane Reviews
- Complete the Transform project
- Complete the delivery of a programme of training and accreditation for editors
- Improve the process of producing translations to make it easier for Cochrane translators and editors
- Define an organization-wide framework for knowledge translation activities
- Complete the first-phase delivery of an enhanced Cochrane Library in English and Spanish
- Host a successful Global Evidence Summit
- Begin implementation of the approved Cochrane Review Group transformation programme, and finalize remaining proposals for organizational Structure & Function reforms
- Launch a Cochrane membership scheme
- Complete implementation of the approved governance reforms

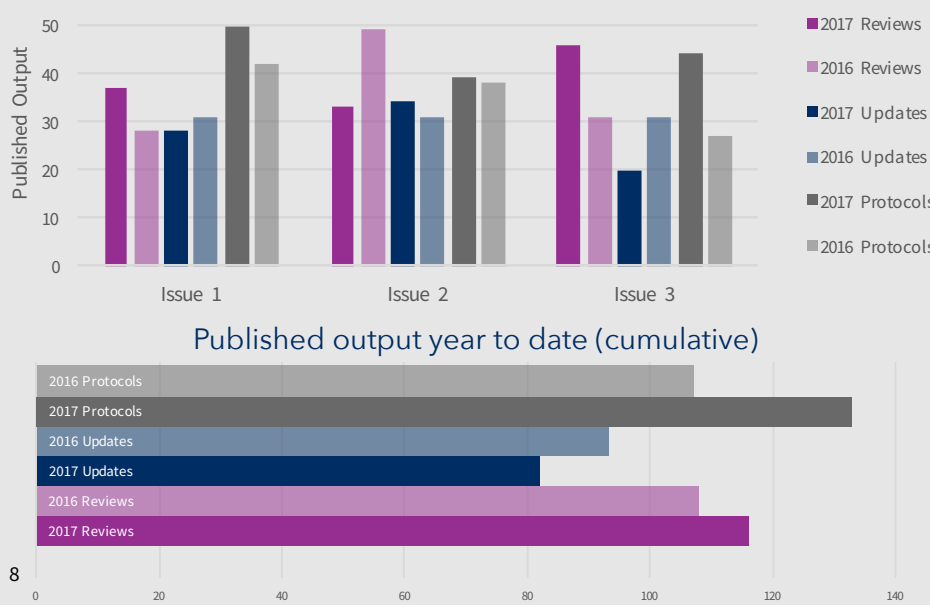
Goal One

Quality

Reviews with Summary of Findings (SoF) Tables



Output



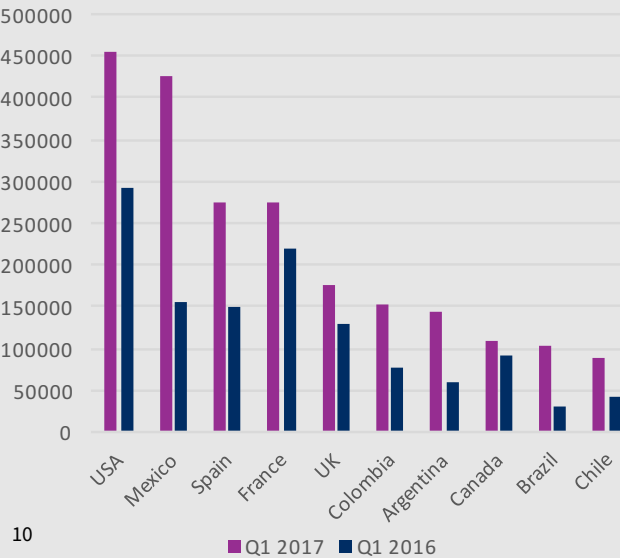
Total records

	Q1 2016	Q1 2017	Change
CDSR Total	9,282	9,791	5%
Reviews	6,822	7,258	6%
Protocols	2,460	2,543	3%
CENTRAL	928,985	1,039,010	11%
DARE	36,795	36,795	0%
EED	17,397	17,397	0%
HTA	15,646	15,646	0%
Editorials	111	119	7%

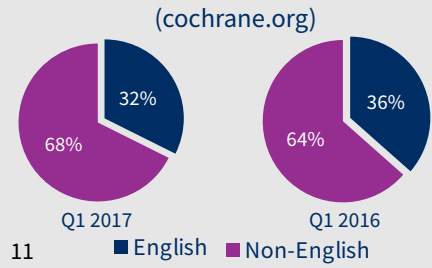
Goal Two

Geographic Reach

Top 10 usage of cochrane.org website



Non-English Access (cochrane.org)



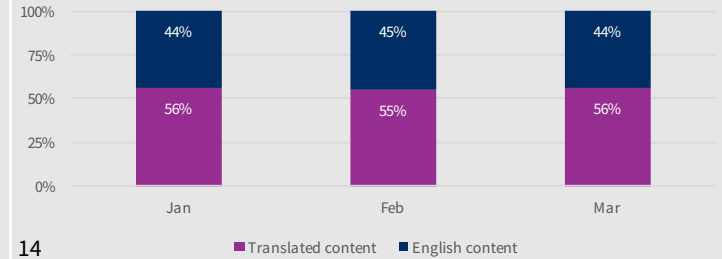
Translation Activity

- 1,405** new & updated translations published in **14** languages
- 16** podcasts translated & recorded in **7** languages
- 82** blog shots translated in **5** languages

Open Access

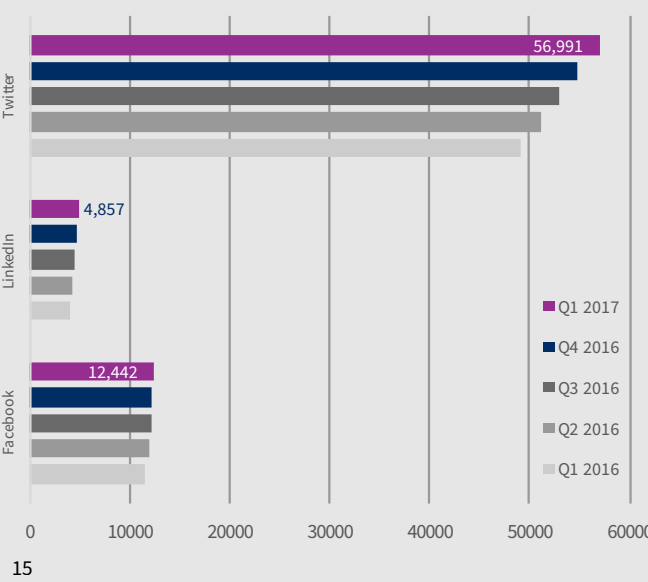
- 332** Reviews made available as Green Open Access in Q1 2017
- 5** Reviews published as Gold Open Access in Q1 2017
- 3,155** Reviews in total available open access at end of Q1 2017

Access to Translated Content



Goal Three

Social Media



Altmetrics

- 542 Yoga treatment for chronic non-specific low back pain
- 344 Industry sponsorship and research outcome
- 281 Interventions to improve antibiotic prescribing practices for hospital inpatients
- 148 Skin-to-skin care for procedural pain in neonates
- 128 Parents' and informal caregivers' views and experiences of communication about routine childhood vaccination: a synthesis of qualitative evidence
- 118 Support for healthy breastfeeding mothers with healthy term babies

Media Reach and Impact

- 2,203** pieces of global media coverage in all languages
- 1,147** pieces of global media coverage in English language (compared with 1,089 in Q1 2016)
- 2** Global press releases
- 346** attracted media hits

Goal Four

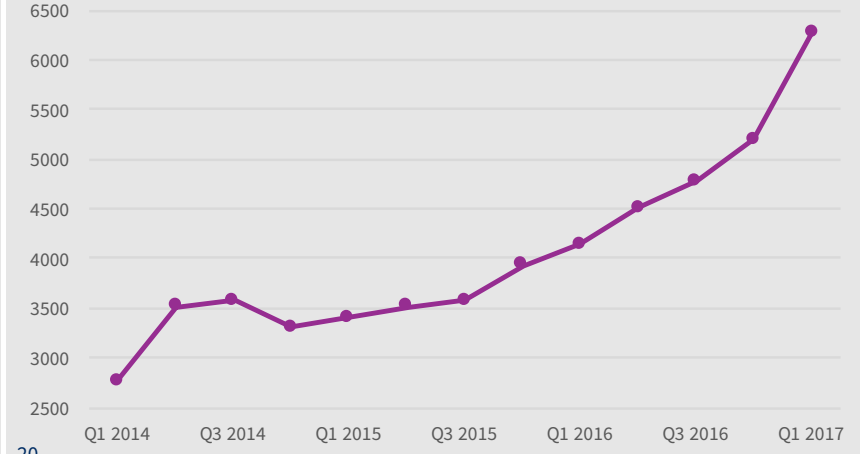
Cochrane Learning Live

- 3** Webinars delivered (Q1 2016: 1)
- 162** Webinar attendees (Q1 2016: 37)
- 354** Views of recorded webinars
- 14,451** All webinar views cumulative since launch in Q1 2016

Active Contributors

- RevMan (active authors) **5,060** ↑ 19%
- Cochrane Crowd (total members) **5,198** ↑ 138%
- TaskExchange (total users) **910** ↑ 133%
- Covidence (total Cochrane users) **1,704** ↑ 206%

General interest: Cochrane Connect Subscribers



Notes on the data

- Access denied means a user tried to download a full text, but did not have a subscription to the Cochrane Library. Demand is the combination of successful full text downloads and attempted full text downloads (access denied). Data is for Q1 for each of the years shown and excludes usage of Biblioteca Cochrane Plus.
- This is a measure of sessions of the cochrane.org website
- Compared with Q1 2016: Reviews: 7% ↑; Updates: 12% ↓; Protocols: 24% ↑.
- 13% increase is Q1 2017 compared with Q1 2016. Currency fluctuations has had a positive result on income.
- The figures presented for income and expenditure are year to date i.e. January to March.
- Most targets are on course with the exception of the Cochrane Library target which we have reported separately as being red. The RevMan web target is delayed due to resources being spent on the Cochrane Library project and membership.
- These data are based on all reviews and updates published in Q1 2016.
- Cumulative year to date compared with previous year: Reviews: 7% ↑; Updates: 12% ↓; Protocols: 24% ↑.
- DARE and EED are no longer being updated.
- The bar chart provides data for the top ten countries.
- The English / non-English split is based on the user's browser language.
- This is all activity in Q1 2017. Review translations are PLS and/or Abstract, not whole reviews.
- Green open access (OA) means reviews are made available after a 12 months embargo, Gold OA means reviews are available immediately. For details see: <http://www.cochranelibrary.com/help/open-access-options-for-the-cochrane-library.html>
- This data is based on the language of the web page, so shows the usage of our translated content.
- The graph shows Twitter "followers"; LinkedIn "group members"; Facebook "group members".
- Scores shown are the Altmetric scores for reviews published in the previous quarter.
- As of Q1 2017 we have a new media tracking service that can track media uptake across all languages. However, we only have comparative data for English language media hits as our media service used in 2016 only tracked English language media hits.
- These are webinars delivered as part of Cochrane Learning Live. We do not have quarter by quarter data for webinar views in 2016, so there is no directly comparative data currently. The cumulative count of views is for all webinars in the series, some of which have had over a year to build up their view count. The top webinar is an introduction to Covidence at over 8000 views, and the second most watched is a webinar on use of GradePro GDT in Cochrane reviews at around 4000 views.
- Percentage increase is comparison with Q1 2016. RevMan (active authors) 5,060 (4,244 Q1 2016); Cochrane Crowd (total members) 5,198 (2,187 Q1 2016); TaskExchange (total users) 910 (391 Q1 2016); Covidence (total Cochrane users) 1,704 (556 Q1 2016)
- As part of the implementation of Cochrane membership we should see an increase in subscribers to Cochrane Connect as a proxy for interested people engaging with Cochrane. In Dec 2016 we introduced some design improvements to make Cochrane Connect sign up more visible.