




**Cochrane**  
**Library**

# Cochrane Database of Systematic Reviews

2016 Impact Factor and  
Usage report



Trusted evidence.  
Informed decisions.  
**Better health.**

## 1. The Impact Factor of the Cochrane Database of Systematic Reviews (CDSR)

Each year in June, Clarivate Analytics publish the Impact Factors of all journals indexed in the Journal Citation Report.

The 2016 Impact Factor for *CDSR* is **6.264**, which describes the ratio of the number of reviews published during 2014 and 2015 (1,839) to the number of citations these reviews received in 2015 (11,520).

A review published in the *CDSR* in 2014 or 2015 was cited, on average, 6.264 times in 2016.

### When considering the citation data presented below, please be aware of the following:

- The data used to generate Impact Factors for individual Cochrane Review Groups (CRG) was extracted from Clarivate Analytics Web of Science. This is slightly different from the data used to calculate the Impact Factor of the *Cochrane Database of Systematic Reviews (CDSR)*. All journal Impact Factors (including the Impact Factor of the *CDSR*) are published in the Journal Citation Reports (JCR). The data used to calculate journal Impact Factors are not made publically available. Individual CRG Impact Factor data, therefore, should not be quoted as 'official', but can be used within the organisation.
- Cites for individual Cochrane Reviews and individual CRG Impact Factors are allocated by a process of hand-matching. Each year a proportion of cites cannot be matched to citable items because the cited work is not cited correctly. For example, a common error when citing Cochrane Reviews is to omit the version number or suffix from the DOI. The accuracy of the source data provided by Clarivate Analytics also has an impact on the success rate of the citation matching. The table below shows the percentage of cites that were successfully hand-matched for the past five Impact Factor reports. This report has an 86% success rate which means the majority of Groups will receive a higher CRG Impact Factor than last year.

Impact Factor Year	Cites received*	Cites successfully matched	% of successfully matched cites
2016	11,520	9,885	86%
2015	11,522	9,397	82%
2014	11,932	11,720	98%
2013	9,859	8,515	86%
2012	8,087	6,411	79%
2011	7,721	6,685	87%

\*Source – Journal Citation Reports

- All reviews that have a new citation record (excluding withdrawn reviews) are included in the *CDSR* Impact Factor calculation.

The ten most cited reviews published in the CDSR (all CRGs), that contributed to the 2016 Impact Factor were:

Times Cited	Title	Authors	CD Number	Review Group
215	Decision aids for people facing health treatment or screening decisions	Stacey D, Légaré F, Col NF, Bennett CL, Barry MJ, Eden KB, Holmes-Rovner M, Llewellyn-Thomas H, Lyddiatt A, Thomson R, Trevena L, Wu JHC	CD001431.pub4	Consumers and Communication Group
107	Interventions for enhancing medication adherence	Nieuwlaat R, Wilczynski N, Navarro T, Hobson N, Jeffery R, Keepanasseril A, Agoritsas T, Mistry N, Iorio A, Jack S, Sivaramalingam B, Iserman E, Mustafa RA, Jedraszewski D, Cotoi C, Haynes RB	CD000011.pub4	Consumers and Communication Group
103	Electronic cigarettes for smoking cessation	McRobbie H, Bullen C, Hartmann-Boyce J, Hajek P	CD010216.pub2	Tobacco Addiction Group
95	Surgery for weight loss in adults	Colquitt JL, Pickett K, Loveman E, Frampton GK	CD003641.pub4	Metabolic and Endocrine Disorders Group
82	Buprenorphine maintenance versus placebo or methadone maintenance for opioid dependence	Mattick RP, Breen C, Kimber J, Davoli M	CD002207.pub4	Drugs and Alcohol Group
65	Xpert® MTB/RIF assay for pulmonary tuberculosis and rifampicin resistance in adults	Steingart KR, Schiller I, Horne DJ, Pai M, Boehme CC, Dendukuri N	CD009593.pub3	Infectious Diseases Group
64	Pulmonary rehabilitation for chronic obstructive pulmonary disease	McCarthy B, Casey D, Devane D, Murphy K, Murphy E, Lacasse Y	CD003793.pub3	Airways Group
54	Vitamin D supplementation for prevention of mortality in adults	Bjelakovic G, Gluud LL, Nikolova D, Whitfield K, Wetterslev J, Simonetti RG, Bjelakovic M, Gluud C	CD008965.pub4	Metabolic and Endocrine Disorders Group
54	Neuraminidase inhibitors for preventing and treating influenza in adults and children	Jefferson T, Jones MA, Doshi P, Del Mar CB, Hama R, Thompson MJ, Spencer EA, Onakpoya I, Mahtani KR, Nunan D, Howick J, Heneghan CJ	CD002990.pub3	Acute Respiratory Infections Group
54	Self management for patients with chronic obstructive pulmonary disease	Zwerink M, Brusse-Keizer M, van der Valk PDLPM, Zielhuis GA, Monninkhof EM, van der Palen J, Frith PA, Effing T	CD007470.pub3	Airways Group

CDSR is ranked 14 of 154 journals in the 'Medicine, General and Internal' category, placing it in the top five percent of all titles listed in the Journal Citation Report:

2016 Rank	Journal name	Impact Factor	No. of citable items	No. of Reviews published	5-Year Impact Factor	% Reviews uncited*	Self-citation rate	IF w/o self-citations
1	NEW ENGLAND JOURNAL OF MEDICINE	72.406	328	90	64.201	0%	1%	71.699
2	LANCET	47.831	337	49	48.082	0%	3%	46.466
3	JAMA-JOURNAL OF THE AMERICAN MEDICAL ASSOCIATION	44.405	213	70	38.209	0%	2%	43.313
4	BMJ-British Medical Journal	20.785	196	146	19.355	1%	7%	19.387
5	ANNALS OF INTERNAL MEDICINE	17.202	136	84	17.637	0%	4%	16.571
6	JAMA Internal Medicine	16.538	127	17	16.337	0%	4%	15.924
7	PLOS MEDICINE	11.862	189	18	14.952	0%	2%	11.622
8	Journal of Cachexia Sarcopenia and Muscle	9.697	52	17	7.894	0%	23%	7.439
9	BMC Medicine	8.097	175	58	8.836	3%	2%	7.955
10	JOURNAL OF INTERNAL MEDICINE	7.98	92	75	6.953	0%	2%	7.844
11	CANADIAN MEDICAL ASSOCIATION JOURNAL	6.784	87	44	6.908	5%	6%	6.399
12	MAYO CLINIC PROCEEDINGS	6.686	139	55	7.281	0%	6%	6.272
13	Nature Reviews Disease Primers	6.389	37	0	6.389	0%	3%	6.222
<b>14</b>	<b>Cochrane Database of Systematic Reviews</b>	<b>6.264</b>	<b>815</b>	<b>1838</b>	<b>7.084</b>	<b>15%</b>	<b>5%</b>	<b>5.931</b>

\*Retrieved October 3<sup>rd</sup>, 2017

**Ranking:** The 2016 CDSR Impact Factor of 6.264 is an improvement on the previous years Impact Factor of 6.103. CDSR has dropped two places in the ranking from 12th to 14th. The Impact Factor of the *Mayo Clinic Proceedings* rose from 5.920 to 6.686, the journal jumped one place above the CDSR in the ranking. *Nature Reviews Disease Primers* is a new entry in 2016 with an Impact Factor of 6.389, putting it one place above the CDSR.

**Citable Items:** The table above shows that the CDSR published a much higher number of citable items in this Impact Factor year compared to the other high ranking journals in the category. On average, 162 citable items were published by the other journals ranked higher than the CDSR, compared with 815 citable items published within the CDSR.

**Uncited items:** 15% of Cochrane Reviews were not cited in this Impact Factor window compared with 21% in the previous window.

The 5-Year Impact Factor was 7.084. This is calculated by taking the number of cites in 2016 to items published between 2011 and 2015 (31,954) and dividing this by the number of items published between 2011 and 2015 (4,511).

In the 2016 Impact Factor window, only the top 4 ranked titles (*NEJM*, *Lancet*, *JAMA*, *BMJ*) received more cites than the *CDSR*.

Year	Ranking	Impact Factor	In-Window Cites	Citable items	Total Cites	Self-citation rate	IF w/o self-citations	5-Year Impact Factor
<b>2016</b>	<b>14</b>	<b>6.264</b>	<b>11,520</b>	<b>1,839</b>	<b>57,740</b>	<b>5%</b>	<b>5.931</b>	<b>7.084</b>
2015	12	6.103	11,522	1,888	47,899	5%	5.748	6.665
2014	13	6.035	11,932	1,977	43,592	5%	5.693	6.539
2013	10	5.939	9,859	1,660	39,856	8%	5.433	6.706
2012	12	5.785	8,087	1,398	34,230	8%	5.288	6.553
2011	10	5.912	7,721	1,306	29,593	5%	5.630	6.309
2010	10	6.186	6,978	1,128	27,366	7%	5.784	6.346
2009	11	5.653	6,574	1,163	23,102	6%	5.305	-

The number of reviews published in the *CDSR* in 2015 was 6% higher than in 2014 (950 v 889). The *CDSR* published the third highest number of citable items of the journals in the Medicine, General & Internal category in calendar year 2015. The top 5 journals in terms of number of citable items published in 2016 were:

Journal Title	No. of items published in 2015	Impact Factor 2015	Impact Factor rank in category
MEDICINE	3,275	1.803	58
BMJ Open	1,998	2.369	38
<b>Cochrane Database of Systematic Reviews</b>	<b>815</b>	<b>6.124</b>	<b>14</b>
INTERNAL MEDICINE	588	0.815	109
CHINESE MEDICAL JOURNAL	411	1.064	96

## 2. The Impact Factors of individual Cochrane Review Groups (CRGs):

Figure 1 shows the 2016 CRG Impact Factors for each CRG. Figure 2 shows the number of publications and citations contributing to the 2016 Impact Factors for each CRG as a percentage of the *CDSR*. It is important to remember that these figures have been calculated using hand-matched data from Web of Science and are not 'official' Impact Factors.

Figure 1: ‘Impact Factor’ for each CRG (i.e. number of cites in 2016 to reviews published in 2014–2015, divided by the number of reviews published in 2014–2015)

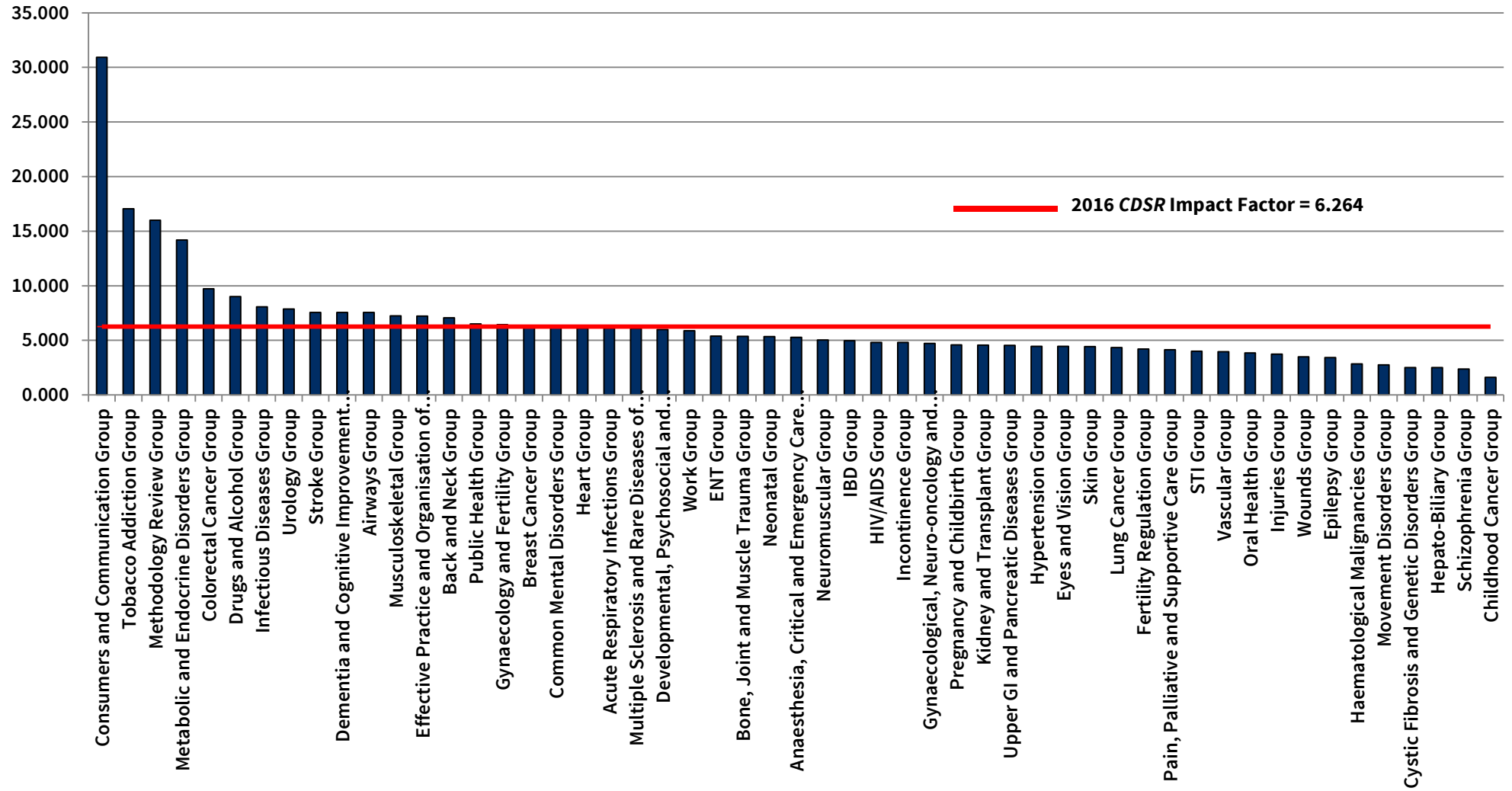
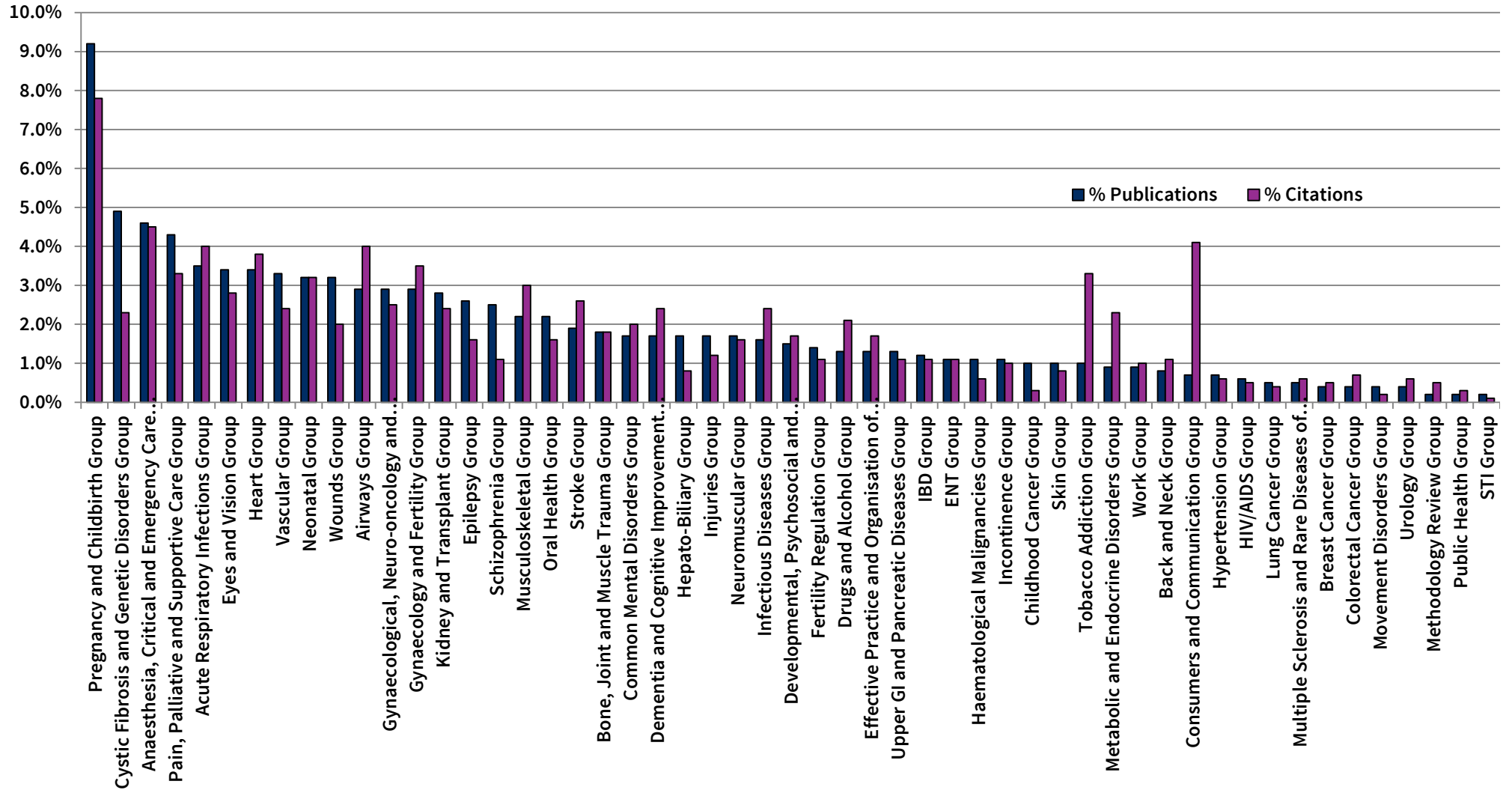


Figure 2: % Publications (blue) and % Citations (purple) of CDSR for each CRG (in order of percentage of publications)



### 3. How the citation data compare to Wiley Online Library usage data:

When considering the usage data presented below, please be aware of the following:

- A proportion of full text downloads cannot be associated with an individual Cochrane Review so the usage data included in this report is an underestimate of overall usage activity.
- Only usage activity related to Cochrane Systematic Reviews hosted on the Wiley Online Library platform is included in this report. The report does not include usage activity related to Cochrane Systematic Reviews hosted on third-party platforms.

The ten most accessed Cochrane Systematic Reviews in 2016 were:

Review Title	Full text downloads	CD Number	Publication date	CRG
Interventions for preventing obesity in children	15,119	CD001871.pub3	Dec-11	Public Health Group
Interventions for preventing falls in older people living in the community	15,101	CD007146.pub3	Sep-12	Bone, Joint and Muscle Trauma Group
Exercise for depression	14,253	CD004366.pub6	Sep-13	Common Mental Disorders Group
Early skin-to-skin contact for mothers and their healthy newborn infants	13,216	CD003519.pub3	May-12	Pregnancy and Childbirth Group
Effectiveness of different nursing handover styles for ensuring continuity of information in hospitalised patients	11,574	CD009979.pub2	Jun-14	Effective Practice and Organisation of Care Group
Honey as a topical treatment for wounds	11,342	CD005083.pub4	Mar-15	Wounds Group
Pulmonary rehabilitation for chronic obstructive pulmonary disease	11,097	CD003793.pub3	Feb-15	Airways Group



Interprofessional education: effects on professional practice and healthcare outcomes (update)	10,972	CD002213.pub3	Mar-13	Effective Practice and Organisation of Care Group
Interventions for enhancing medication adherence	10,955	CD000011.pub4	Nov-14	Consumers and Communication Group
Cranberries for preventing urinary tract infections	10,775	CD001321.pub5	Oct-12	Kidney and Transplant Group

#### 4. Usage of individual Cochrane Review Groups (CRGs):

Figure 3 shows the average number of full text downloads per review as accessed via Wiley Online Library during 2016 (regardless of publication date). Figure 4 shows the number of publications and full text downloads for each CRG as a percentage of the *CDSR*.

Figure 3: Average number of full-text downloads received by Cochrane Review Groups in 2016

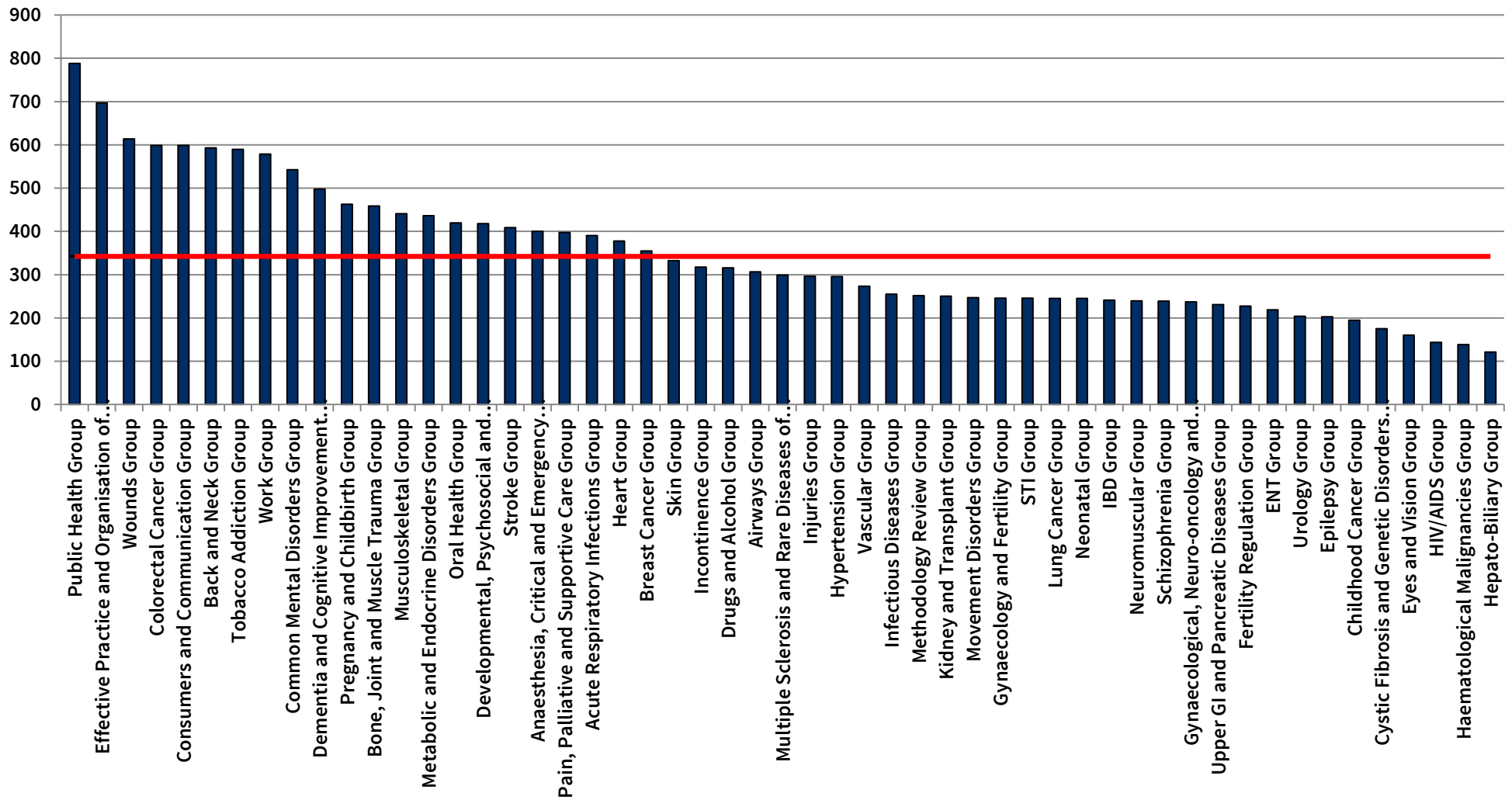
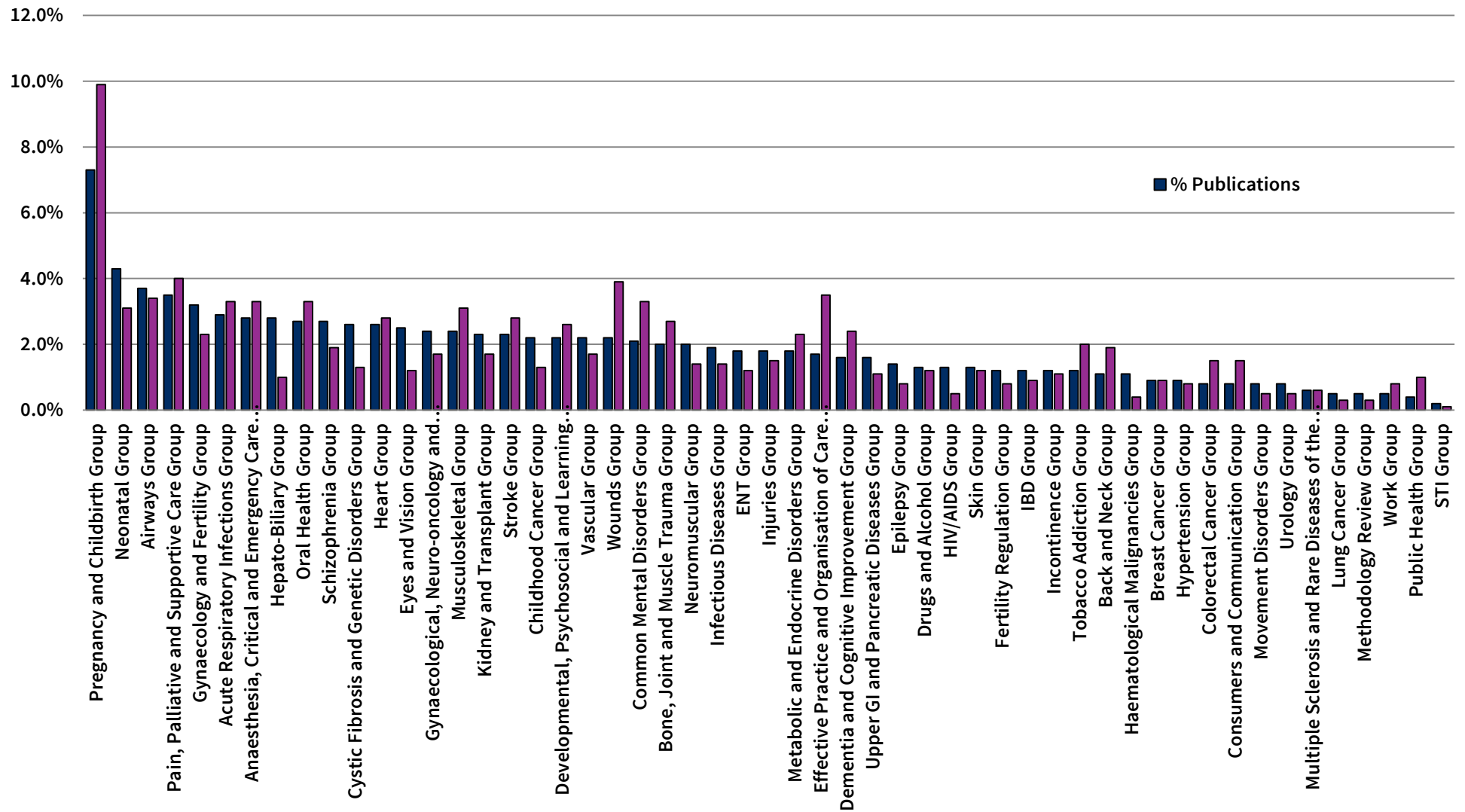


Figure 4: % Publications (blue) and % Full Text Downloads (purple) of CDSR for each CRG (in order of percentage of publications)



## 5. Alternative metrics

Using the Altmetric system (<http://www.altmetric.com/>), we are able to report on further measures of the impact of Cochrane Reviews beyond cites and usage. Altmetric have created a cluster of servers that watch social media sites, newspapers, government policy documents and other sources for mentions of scholarly articles.

The Altmetric Attention Score is a quantitative measure of the attention that a scholarly article has received. It is derived from three main Factors:

**Volume** - The score for an article rises as more people mention it.

**Sources** - Each category of mention contributes a different base amount to the final score (further information including a breakdown of sources can be found [here](#)).

**Authors** - How often the author of each mention talks about scholarly articles influences the contribution of the mention.

The unique Altmetric Attention Score is available on the abstract page of every Cochrane Review that has achieved a score of one or above.

Altmetric has tracked mentions of 8,572 articles from the CDSR up to August 2017.

The highest Altmetric Attention Scores from Cochrane Reviews published in 2016 (scores retrieved 30th August 2017) were:

Altmetric Score	Review Title	B	T	G+	N	F	W	M
1010	Workplace interventions for reducing sitting at work	12	457	5	94	15	5	315
765	Vitamin D for the management of asthma	12	175	2	86	43	1	27
584	Electronic cigarettes for smoking cessation	7	188	1	61	14	3	50
478	Breastfeeding for procedural pain in infants beyond the neonatal period	0	667	0	12	42	1	30
472	Motor control exercise for chronic non-specific low-back pain.	5	551	6	26	43	0	86
455	Paracetamol for low back pain	5	525	5	14	57	1	61
350	Legislative smoking bans for reducing harms from second-hand smoke exposure, smoking prevalence and tobacco consumption	6	193	1	24	7	2	113
347	Non-medical prescribing versus medical prescribing for acute and chronic disease management in primary and secondary care	2	487	0	3	11	0	46
289	Yoga for asthma	4	163	1	40	18	1	72
238	Acupuncture for the prevention of episodic migraine	7	262	4	1	118	3	76

B=Bloggers T=Tweeters G+=Google+ Authors N=News outlets F=Facebook walls W=Wikipedia pages M=Mendeley readers

Altmetric track 'mentions' from 17 different sources including references in policy documents, citations in Wikipedia pages and discussions on Peer Review sites. Only sources that contributed substantially to the scores of the Cochrane Reviews in the table above have been included.

The Cochrane Review ranked first in the table above; 'Workplace interventions for reducing sitting at work has the third-highest Altmetric Attention Score of all Cochrane Reviews. The article is in the top 5% of all research outputs tracked by Altmetric.

How different sources contribute to the Altmetric Attention Score can be clearly seen from examples in the table above. The Cochrane Review ranked second in the table above, 'Vitamin D for the management of asthma' received far fewer twitter mentions (175) compared to the average for the top 10 (367) but was mentioned in 86 news outlets (primarily in the US, the UK and Australia) which boosted its overall Altmetric score to 765. Conversely, the Cochrane Review ranked fourth in the table above; 'Breastfeeding for procedural pain in infants beyond the neonatal period' received the highest amount of attention on Twitter (667) but was covered by comparatively few news outlets (12).

The Cochrane Review ranked seventh in the table above; 'Legislative smoking bans for reducing harms from second-hand smoke exposure, smoking prevalence and tobacco consumption', received 113 mentions on Mendeley. This number represents the number of Mendeley users that have added the article into their personal library.