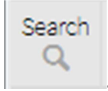
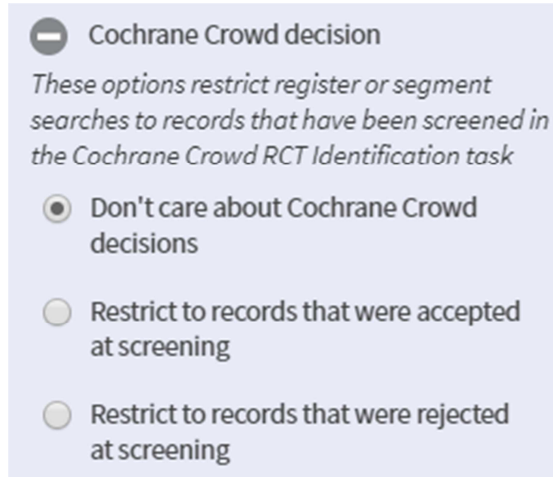


In the CRS’s search interface, you can look at the decisions made about a particular record by Cochrane Crowd, if the record has been through the Crowd-screening process.

This applies to records that have come into the system through the Centralised Search Service project. The records will have been classified as CCT, RCT or “Rejected”.

To search for these records, open the search panel by selecting .

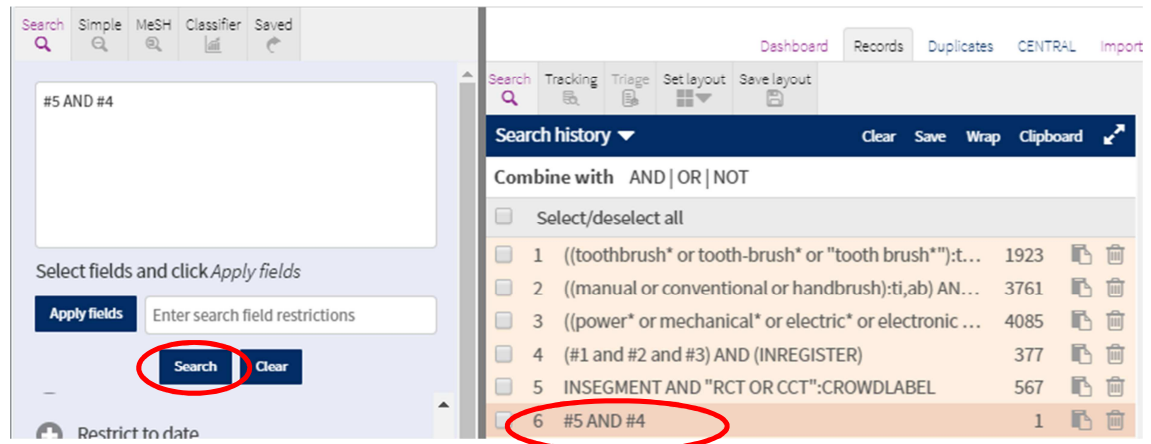
At the bottom of the search option in the panel is “Cochrane Crowd decision”. Choose the plus sign next to it to open up the options that can be added to your search.



By default this will be set at “Don’t care about Cochrane Crowd decisions”, which will not make a difference to your search. But you can choose one of the other two options to restrict to the records that were accepted by Cochrane Crowd; or to restrict to the records which were rejected by Cochrane Crowd as not RCTs or CCTs.

Selecting one of this options, then clicking “Search” will add the restriction to the end of your search strategy.

You can then “AND” that restriction to the final line of your search strategy to restrict to Cochrane Crowd decision:



If you have any questions about restricting to Cochrane Crowd decisions in the CRS, or any questions about access to the database, contact cis-support@cochrane.org.