

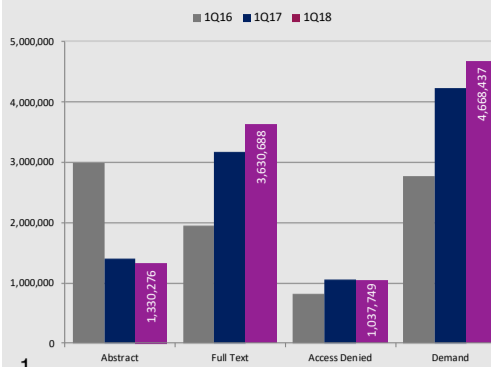
Cochrane Organisational Dashboard Q1 (Jan-Mar) 2018

Overview

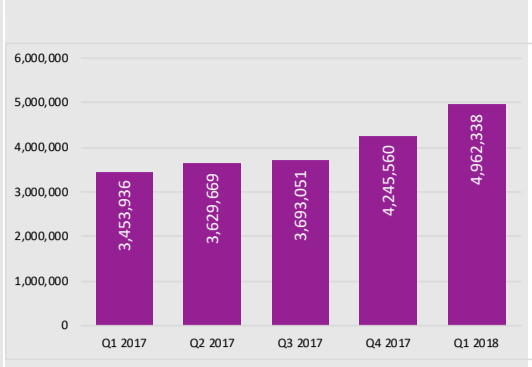
Commentary & Achievements

- Usage of cochrane.org has increased 44% on the same period in 2017, with 71% of visits coming from non-English language browsers, driven mainly by strong growth in Spanish-speaking countries and Brazil
- Usage of the Cochrane Library has increased 10% on the same period in 2017
- Royalties (central income) were down due to the impact of the GBP/USD exchange rate, but in real terms, sales of licences to the Cochrane Library were up
- Central income and expenditure were both tracking lower than expected
- Progress by the Central Executive Team and Cochrane Community in delivering the 2018 Strategy to 2020 Targets was on track, with the exception of the launch of the improved Cochrane Library, which remains delayed
- 91% of new Cochrane Reviews were published with a Summary of Findings table, up from 70% on the same period in 2015
- Overall production of Cochrane Reviews and Cochrane Clinical Answers was up

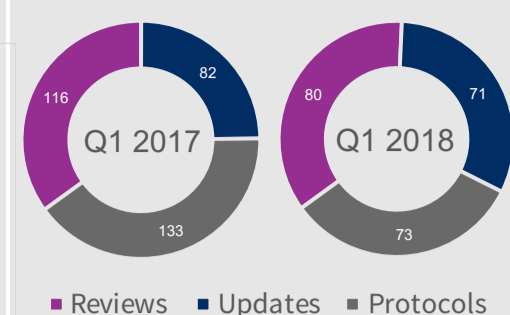
Cochrane Library Usage



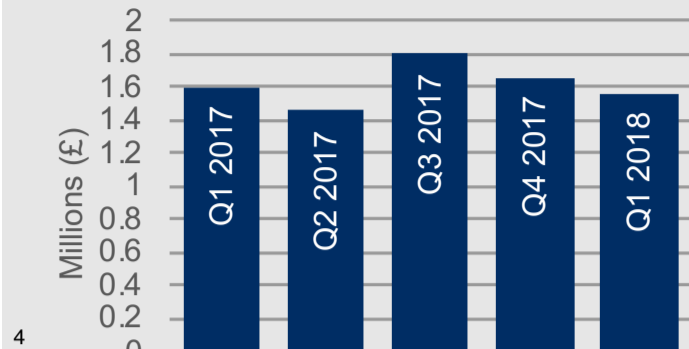
Cochrane.org Quarterly Usage



Publishing Output



Royalties



Income and expenditure (YTD)



2018 Targets

Strategy to 2020 Targets for 2018

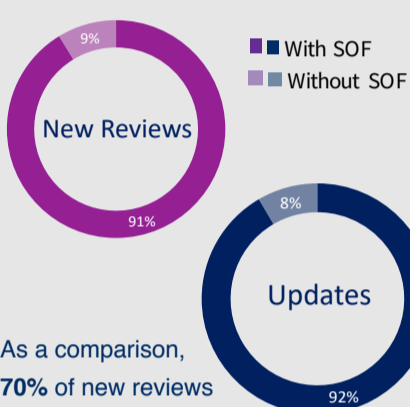
PURPLE: not started or N/A; RED: serious concerns; AMBER: some delays; GREEN: on target

- Form eight new Cochrane Review Group Networks, and begin implementation of network plans and improved ways of working together
- Complete the new standardised technology workflow for Cochrane review production.
- Agree Cochrane's future priority review types, methods and data sources through the development of a 'content strategy', and begin associated implementation activities.
- Deliver more features and enhancements of the Cochrane Library after its re-launch.
- Build capacity and engagement in knowledge translation activities across the organisation.

Goal One

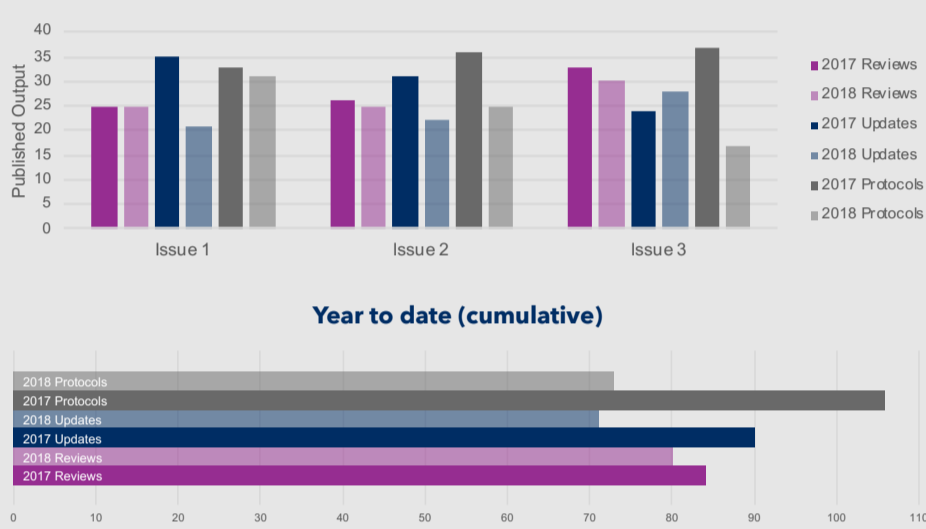
Quality

Reviews with Summary of Findings (SoF) Tables



As a comparison, 70% of new reviews published in 2015 had SoF tables.

Output



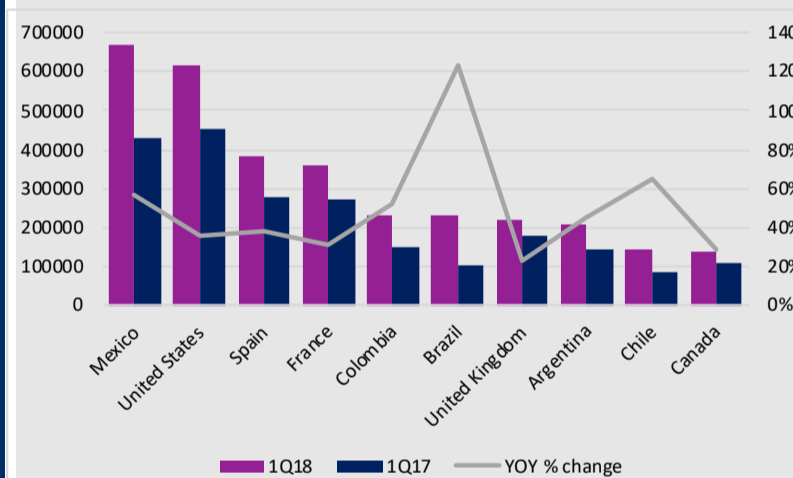
Total records

	1Q17	1Q18	Change
Cochrane Database of Systematic Reviews	9,791	10,099	3%
Reviews	7,258	7,534	4%
Protocols	2,543	2,565	1%
CENTRAL	1,039,010	1,130,500	8%
Cochrane Clinical Answers	1,228	1,567	22%
Editorials	119	119	0%

Goal Two

Geographic Reach

Top 10 usage of cochrane.org website



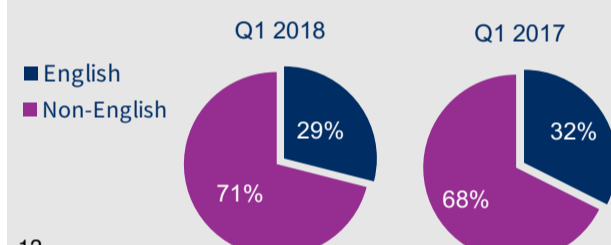
Translation Activity

1,676 new & updated translations published in **15** languages
42 podcasts translated & recorded in **8** languages

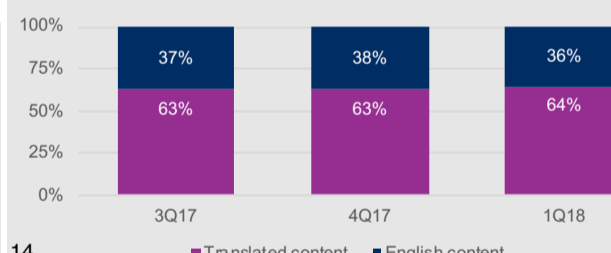
Open Access

200 Reviews made available as Green Open Access in 1Q18
7 Reviews published as Gold Open Access in 1Q18

Non-English Access (cochrane.org)

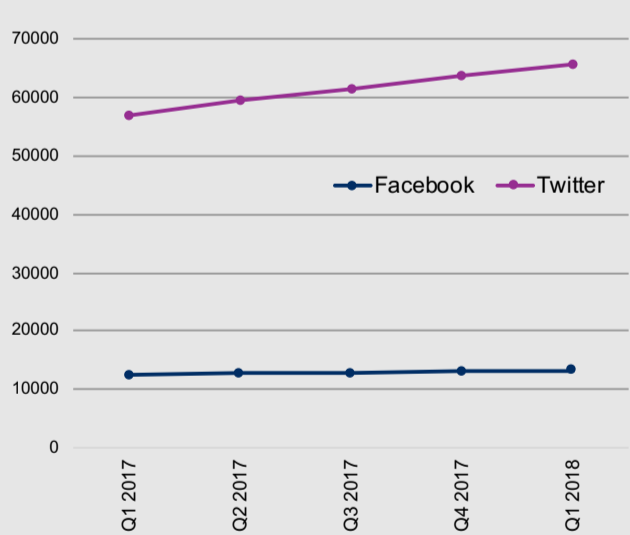


Access to Translated Content



Goal Three

Social Media



Altmetrics

- 475 Patient reminder and recall interventions to improve immunization rates
- 342 Nutritional labelling for healthier food or non-alcoholic drink purchasing and consumption
- 207 Vaccines for preventing influenza in healthy adults
- 111 Cannabis-based medicines for chronic neuropathic pain in adults
- 85 Interventions for increasing fruit and vegetable consumption in children aged five years and under
- 84 Strategies to improve recruitment to randomised trials

By comparison, top scores in each quarter in 2017 were:
 1Q17: 542 Yoga treatment for chronic non-specific low back pain
 2Q17: 230 Tobacco packaging design for reducing tobacco use
 3Q17: 590 Whole grain cereals for the primary or secondary prevention of cardiovascular disease

Media Reach and Impact

1,953 Pieces of global media coverage in all languages (compared with 2,203 in 1Q17)
15 Reviews were selected for targeted dissemination
Highlight of 1Q18 Coordinator of the Cochrane Complementary Medicine Group, Susan Wieland appeared on the BBC's Inside Health to discuss the health benefits of yoga.
Global Press Releases

- Patient reminder and recall interventions to improve immunisation rates
- Nutritional labelling and calorie intake (secured significant global media interest)

Goal Four

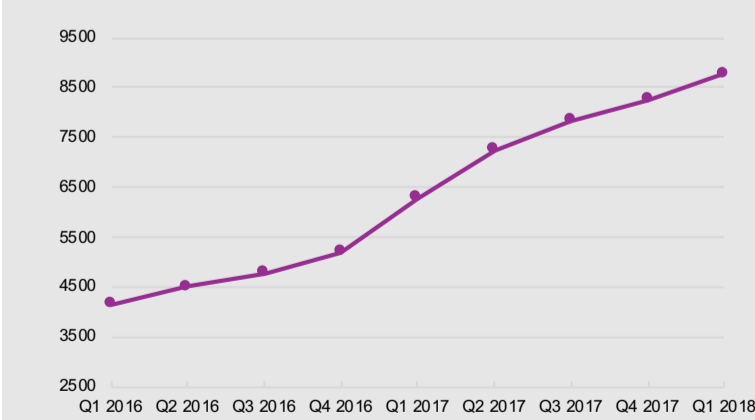
Cochrane Learning Live

3 Webinars delivered (1Q17: 3)
209 Webinar attendees (1Q17: 162)
518 Views of webinars recorded in 1Q18 (1Q17: 354)
41,527 Webinar views since launch in 1Q16

Active Contributors

Cochrane Membership (total members) **10,384**
 Cochrane Crowd (total members) **8,541** ↑ 64% YOY
 TaskExchange (total users) **2,180** ↑ 140% YOY
 Covidence (total Cochrane users) **3,080** ↑ 81% YOY

General Interest: Cochrane Connect Subscribers



Notes on the data

- Access denied means a user tried to download a full text, but did not have a subscription to the Cochrane Library. Demand is the combination of successful full text views and attempted full text views (access denied). Data is for Q1 for each of the years shown and excludes usage of Biblioteca Cochrane Plus.
- This is a measure of sessions of the cochrane.org website
- Compared with 1Q17: Reviews: 31% ↓; Updates: 13% ↓; Protocols: 45% ↓
- 3% YOY decrease in royalties. Currency fluctuation has had a negative effect on income.
- The figures presented for income and expenditure are year to date i.e. 1 January to 31 March. Figures include Cochrane Innovations.
- Target four is amber because there have been some delays involving the library re-launch.
- These data are based on all reviews and updates published in 1Q18. Of the 7 new reviews without SoF tables, 5 had no included studies and 2 were methodology reviews. Of the 6 updates without SoF tables, 3 had no included studies
- Cumulative year to date compared with previous year: Reviews: 31% ↓; Updates: 13% ↓; Protocols: 45% ↓
- The Database of Abstracts of Reviews of Effects, the Cochrane Methodology Register, the Health Technology Assessment Database and the NHS Economic Evaluation Database are no longer being updated.
- Usage is measured according to cochrane.org sessions. Notable YOY% increases: Brazil (123%), Chile (65%), Mexico (57%).
- This is activity in 1Q18. Review translations are PLS and/or Abstract, not whole reviews. As of 1Q18, blogshots are no longer tracked.
- The English / non-English split is based on the user's browser language.
- Green open access (OA) means reviews are made available after a 12 months embargo, Gold OA means reviews are available immediately. For details see: <http://www.cochranelibrary.com/help/open-access-options-for-the-cochrane-library.html>
- This data is based on the language of the web page, and shows the usage of our translated content.
- The graph shows Twitter "followers" and Facebook "group members"
- Scores shown are the altmetric scores for reviews published in the previous quarter.
- 11% YOY decrease in global media coverage (all languages)
- Percentage increase is comparison with 1Q17. No comparison figures are available for Cochrane membership
- Cochrane Connect subscribers increased by 40% YOY