

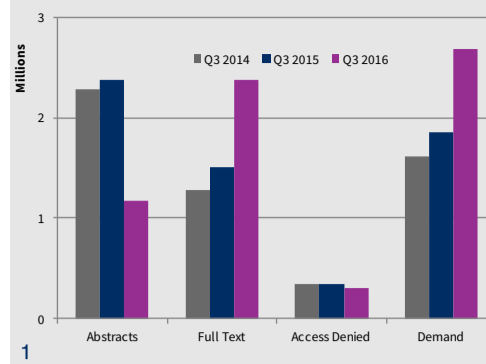
Cochrane Organisational Dashboard | Q3 (Jul-Sep) 2016

Overview

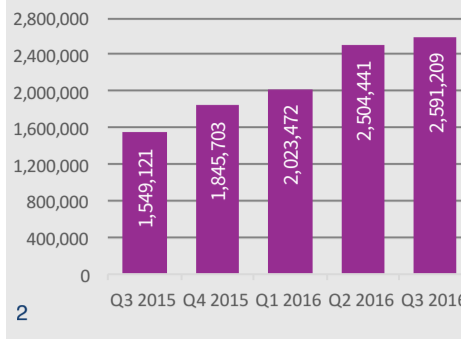
Commentary & Achievements

- Cochrane Library demand is 45% higher than Q3 2015.
- cochrane.org usage up 67% compared with prior year, due to improved SEO, better design, increased dissemination and more translation activity.
- Royalties income up 12.8% January – September 2016 on the previous year.
- We have secured a grant of US\$1.15 million from the Bill & Melinda Gates Foundation to support our Linked Data work.
- Following receipt of the Gates grant for the Linked Data work we have re-scoped target 7. Overall we will be accelerating all work in this area now.
- Consistently steady rises in media coverage, both quality and quantity, since 2014, leading to the highest quarter ever for media hits in Q3 2016.
- We passed the milestone of the 7,000th review published on the Cochrane Library in Q3. Within next 6 months we will have over 1 million records in CENTRAL.

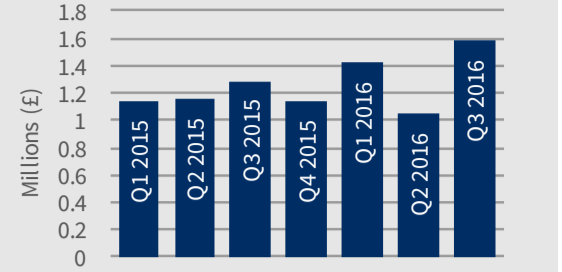
Cochrane Library Usage



Cochrane.org Quarterly Usage



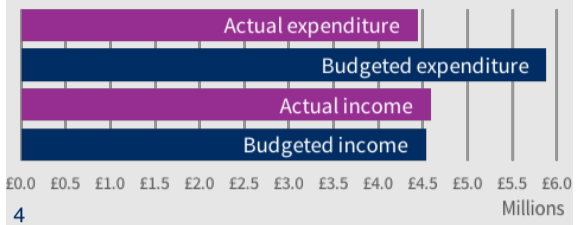
Key Finance Indicators Royalties



Year to date royalty income is 13% higher than 2015 (i.e. Q1, 2 & 3 2016 compared with Q1, 2 & 3 2015).

Reserves at end of Q3 2016
£6.2 million

Income and expenditure (YTD)



2016 Targets

Strategy to 2020 targets for 2015 – progress (PR) and spend (SP) (PURPLE: not started or N/A; RED: serious concerns; AMBER: some delays; GREEN: on target)

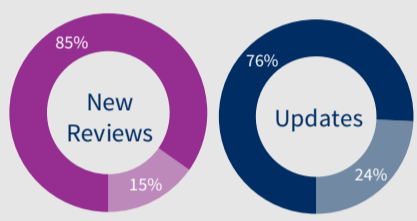
Targets in purple are the "mission critical" targets, which are the highest priority targets for 2016



Goal One

Quality

Reviews with Summary of Findings (SoF) Tables

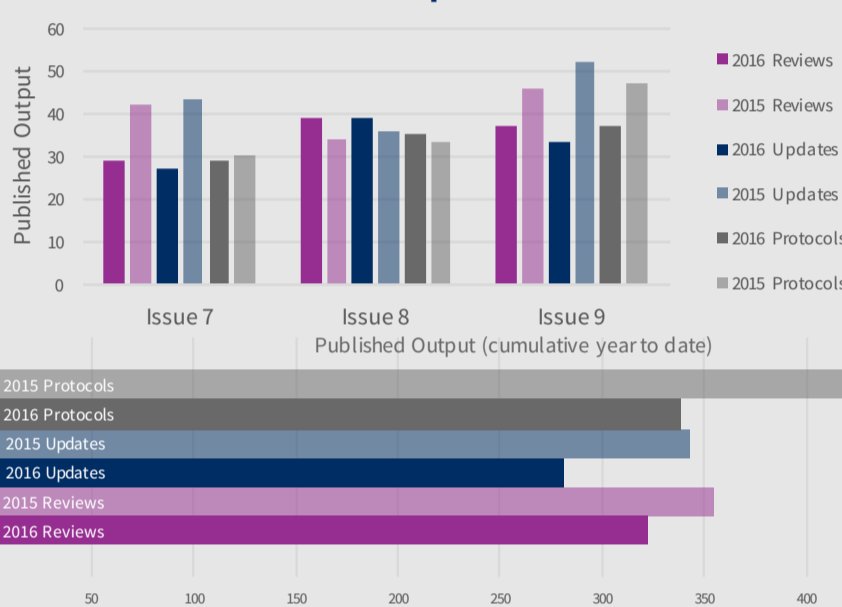


As a comparison, 70% of new reviews published in 2015 had SoF tables.

9 New Reviews in Q3 (9%) contained no studies; 1 of these reviews had SoF tables.

9 Updated Reviews in Q3 (9%) contained no studies; 1 of these had SoF tables.

Output



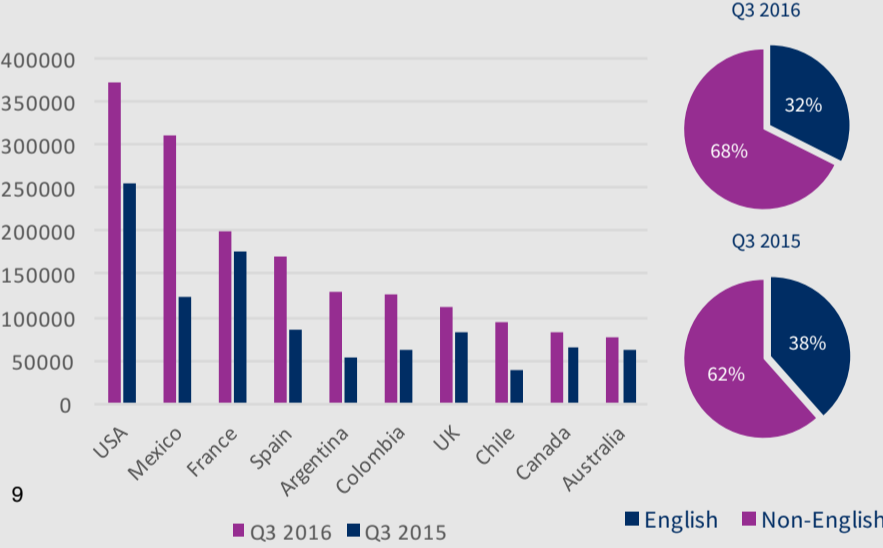
Total records

	End Q3 2015	End Q3 2016	Change
CDSR Total	9,017	9,558	6%
Reviews	6,583	7,038	6%
Protocols	2,432	2,520	3%
CENTRAL	881,584	964,387	9%
DARE	36,795	36,795	0%
EED	17,397	17,397	0%
HTA	15,270	16,372	7%
Editorials	105	117	10%

Goal Two

Geographic Reach

Usage of cochrane.org website



Access

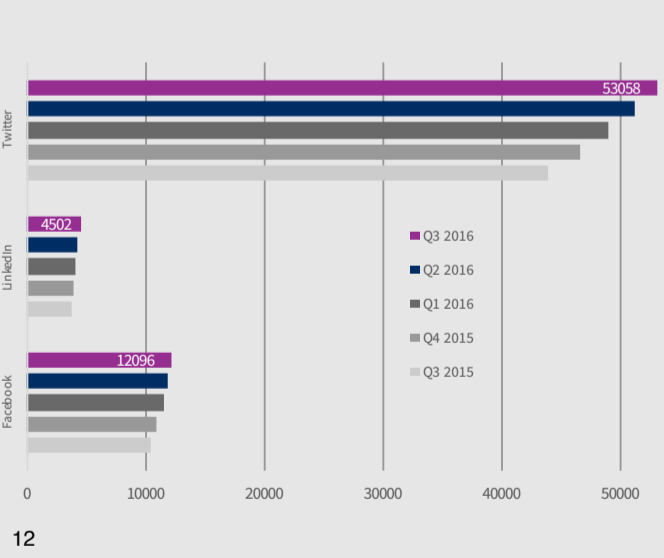
- 258** Reviews became available under Green Open Access in Q3 2016
- 5** Reviews were published as Gold Open Access in Q3 2016
- 2,572** Reviews in total are available open access at end of Q3 2016

Translation Activity

- 1,132** new & updated translations published
- in **13** languages
- 29** podcasts translated & recorded in **8** languages
- 29** blog shots translated in **3** languages

Goal Three

Social Media



Altmetrics

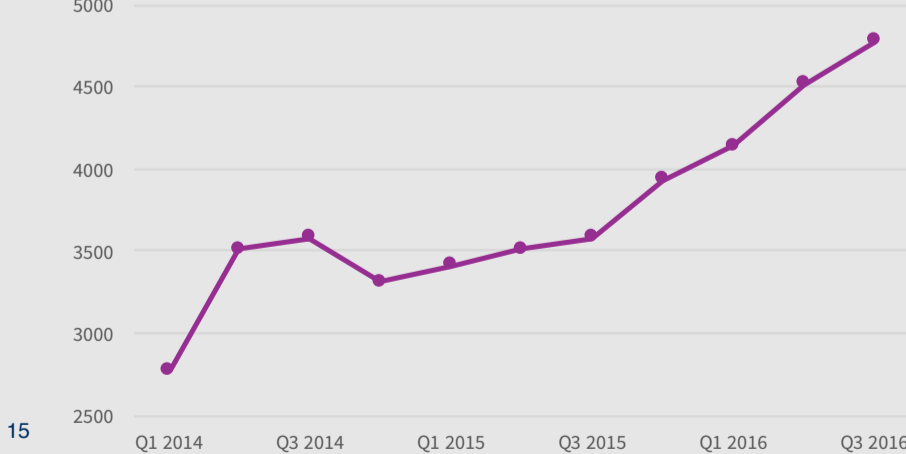
- 638** Vitamin D for the management of asthma
- 436** Electronic cigarettes for smoking cessation
- 306** Music interventions for improving psychological and physical outcomes in cancer patients
- 140** Surgical removal versus retention for the management of asymptomatic disease-free impacted wisdom teeth
- 134** Cannabinoids for fibromyalgia
- 111** Sun protection for preventing basal cell & squamous cell skin cancers
- 97** Exercise for women receiving adjuvant therapy for breast cancer
- 92** Self-monitoring and self-management of oral anticoagulation
- 65** Kangaroo mother care to reduce morbidity and mortality in low birthweight infants.
- 49** Interventions for preventing abuse in the elderly

Media Reach and Impact

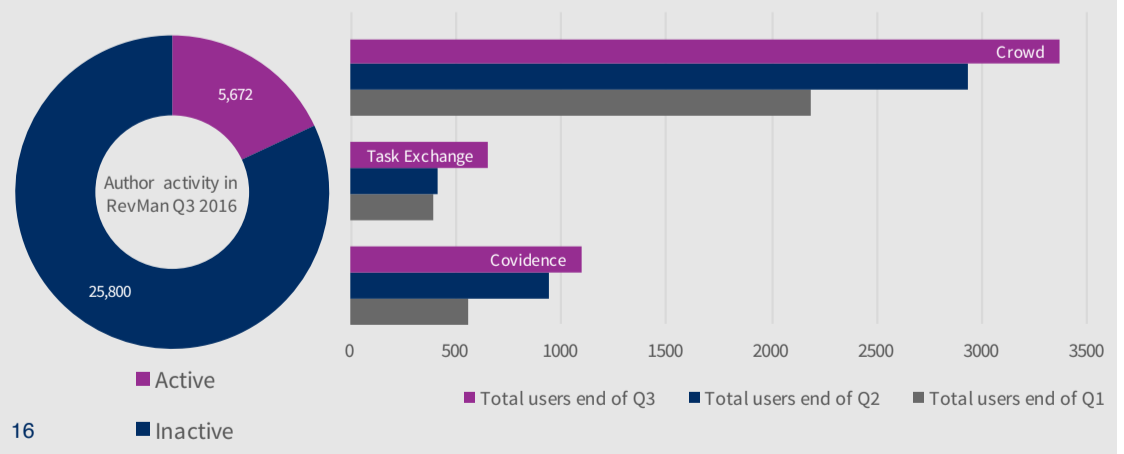
- 1,501** pieces of media coverage achieved globally; highest level in a quarter since 2014. A targeted strategy has enabled specific Cochrane Reviews and evidence to reach the right audiences to inform global health decision-making.
- Cochrane Reviews were reported in international titles including the *The New York Times*, *Washington Post*, *Toronto Globe and Mail*, *The Star in Malaysia*, *the Bangkok Post*, *Sydney Morning Herald* and *The Guardian*.
- In addition, **4** Cochrane authors appeared on national and international broadcast media in the US, UK, Canada, Australia and Malaysia
- In August the Cochrane Review *'Interventions for preventing abuse in the elderly'* was included together with an Evidence Statement within the Australian Law Reform Commission's Elder Abuse Inquiry

Goal Four

General interest: Cochrane Connect Subscribers



Active Contributors



Notes on the data

- Access denied means a user tried to download a full text, but did not have a subscription to the Cochrane Library. Demand is the combination of successful full text downloads and attempted full text downloads (access denied). Data is for Q3 for each of the years shown.
- This is a measure of sessions of the cochrane.org website
- Compared with Q3 2015: Reviews: 14% decrease; Updates: 24% decrease; protocols: 8% decrease.
- Expenditure figures are cumulative year to date (YTD), the 'Budgeted' line is simply three quarters of the annual figures, so do not represent anticipated quarterly fluctuations.
- Targets 10 and 16 have moved to amber in Q3. Target 10: it is now anticipated that the new Cochrane Library will not launch on time. Target 16: The project timelines are currently being re-evaluated, but it is unlikely that it will be completed on time.
- These data are based on all reviews and updates published in Q3 2016. We provide additional data around empty reviews as some authors choose not to produce SoF tables for such reviews.
- Cumulative year to date compared with previous year: Reviews: 9% decrease; Updates: 18% decrease; protocols: 21% decrease.
- DARE and EED are no longer being updated.
- The bar chart provides data for the top ten countries, which jointly accounted for 65% of sessions on cochrane.org. We also present two pie charts showing the split between English and non-English visitors to the site (based on the user's browser language).
- Green open access (OA) means reviews are made available after a 12 months embargo, Gold OA means reviews are available immediately. For details see: <http://www.cochranelibrary.com/help/open-access-options-for-the-cochrane-library.html>
- This is all activity in Q3 2016. Review translations are PLS and/or Abstract, not whole reviews.
- The graph shows Twitter "followers"; LinkedIn "group members"; Facebook "group members".
- Scores shown are the Altmetric scores for reviews published in the previous quarter. As a reference point in Q1 2015 the highest score was 310 for e-cigarettes review.
- Disseminated Reviews in Q3 include, womb scratching, paracetamol for tension headaches, music interventions for the care of cancer patients, vitamin D for the management of asthma, and electronic cigarettes for smoking cessation.
- As part of the implementation of Cochrane membership we should see an increase in subscribers to Cochrane Connect as a proxy for interested people engaging with Cochrane.
- RevMan: proportion of contributors logging in to work in Q3; bar charts: total user base currently for these other tools. Covidence users is limited to Covidence users working on Cochrane reviews.