

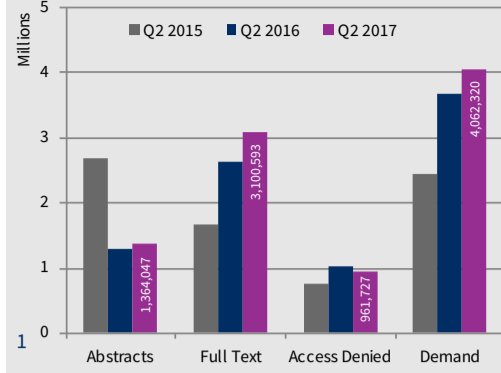
Cochrane Organisational Dashboard | Q2 (Apr-Jun) 2017

Overview

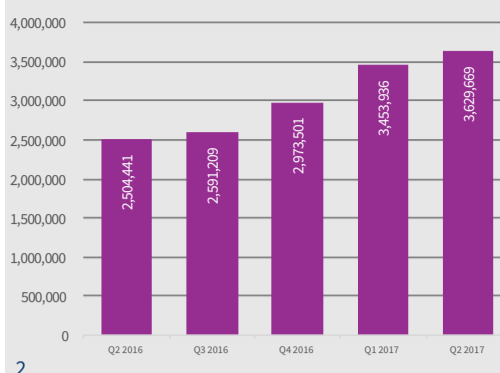
Commentary & Achievements

- Global usage of cochrane.org continues its quarter by quarter growth; now exceeding 3.5m sessions in the quarter.
- 62% of cochrane.org usage is viewing non-English content. Usage is soaring in South America. Mexico has become the top user of cochrane.org replacing USA for the first time and exceeding half a million sessions in a quarter for the first time.
- Sales and royalties year to date are excellent. Royalties year to date are up 24.5% compared with the same period last year.
- CDSR Impact Factor revised up to 6.264 (tbc).
- Sign-ups to the Cochrane Connect flagship newsletter has seen a massive increase in the last two quarters following changes to make it more visible. 60% increase compared with Q2 2016. We hope this will increase further with the new *Join Cochrane* pages now live.
- Cochrane Crowd now has more than 6000 users. Multiple activities are now available, including a recently released Lilacs screening task.
- Review outputs year to date are similar to 2016, but there have been fewer updates. This could be linked to a greater focus on the review updating classification approach.
- Three new Cochrane Centres approved and launched: Austria, Croatia and Japan.

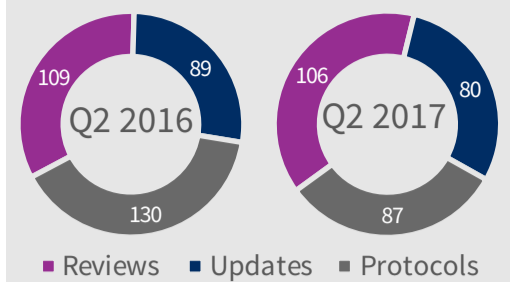
Cochrane Library Usage



Cochrane.org Quarterly Usage



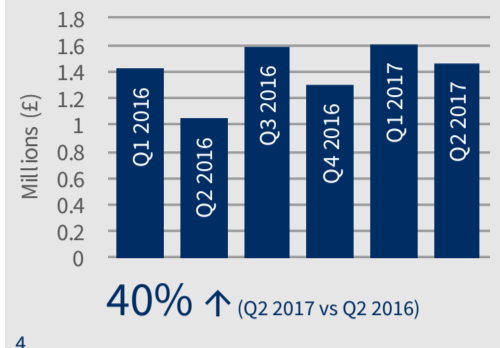
Publishing Output



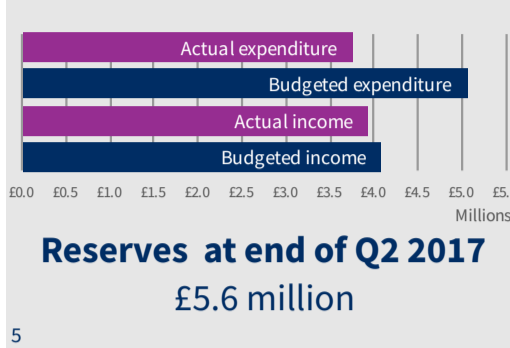
Targets for 2017

- Membership scheme phase 1 is now live. Formal launch to follow at GES.
- Implementation of knowledge translation framework has started with a series of webinars. Implementation plan being submitted to the Board in Cape Town.
- Global Evidence Summit registrations exceed more than 1,000 by the closing of the early bird registration deadline.
- Enhanced Cochrane Library will have a soft launch in September with the intention of a full launch by end of Q4.

Royalties



Income and expenditure (YTD)



2017 Targets

Strategy to 2020 Targets for 2017

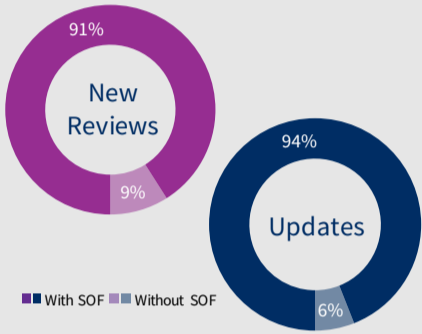
PURPLE: not started or N/A; RED: serious concerns; AMBER: some delays; GREEN: on target

- Complete the development of RevMan Web and begin phased implementation for Cochrane Reviews
- Complete the Transform project
- Complete the delivery of a programme of training and accreditation for editors
- Improve the process of producing translations to make it easier for Cochrane translators and editors
- Define an organization-wide framework for knowledge translation activities
- Complete the first-phase delivery of an enhanced Cochrane Library in English and Spanish
- Host a successful Global Evidence Summit
- Begin implementation of the approved Cochrane Review Group transformation programme, and finalize remaining proposals for organizational Structure & Function reforms
- Launch a Cochrane membership scheme
- Complete implementation of the approved governance reforms

Goal One

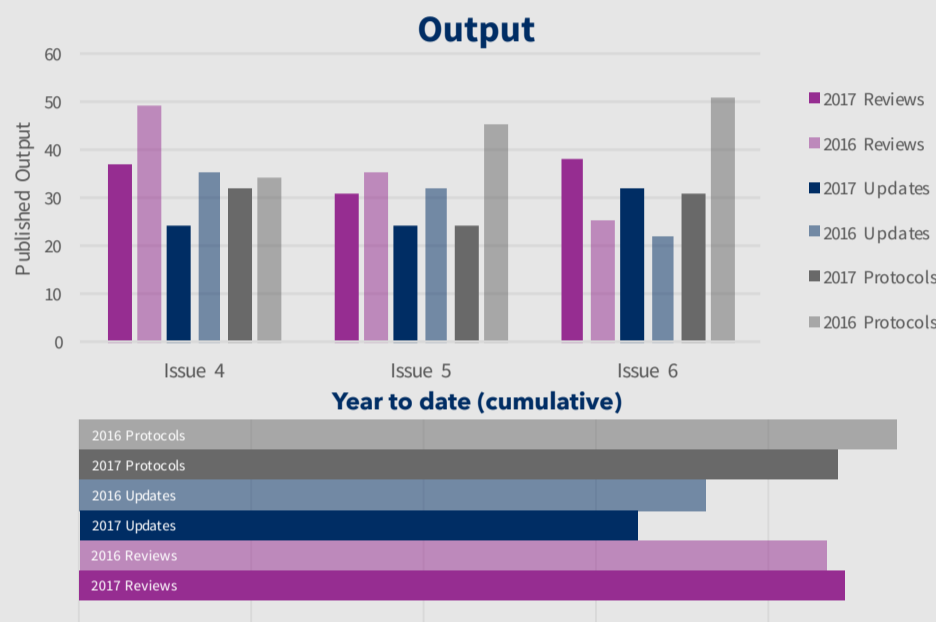
Quality

Reviews with Summary of Findings (SoF) Tables



As a comparison, 70% of new reviews published in 2015 had SoF tables.

Output



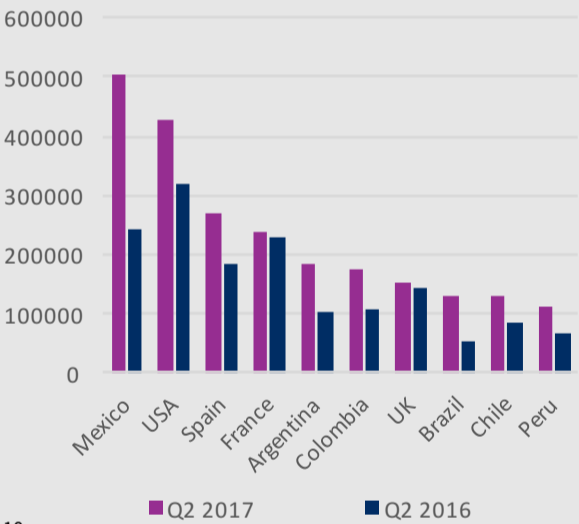
Total records

	Q2 2016	Q2 2017	Change
CDSR Total	9,389	9,890	5%
Reviews	6,931	7,352	6%
Protocols	2,458	2,538	3%
CENTRAL	939,580	1,065,345	12%
DARE	36,795	36,795	0%
EED	17,397	17,397	0%
HTA	16,174	15,646	-3%
Editorials	113	121	7%

Goal Two

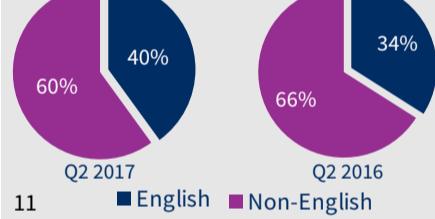
Geographic Reach

Top 10 usage of cochrane.org website



Non-English Access

(cochrane.org)



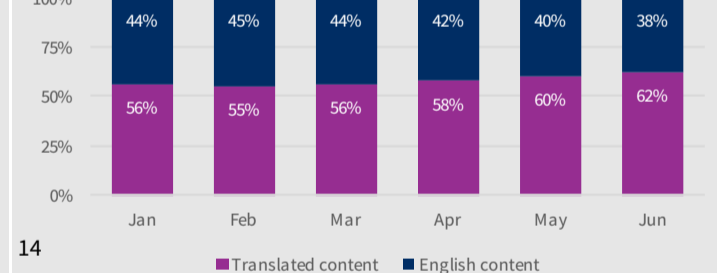
Translation Activity

- 1,372 new & updated translations published in 14 languages
- 51 podcasts translated & recorded in 8 languages
- 72 blog shots translated in 7 languages

Open Access

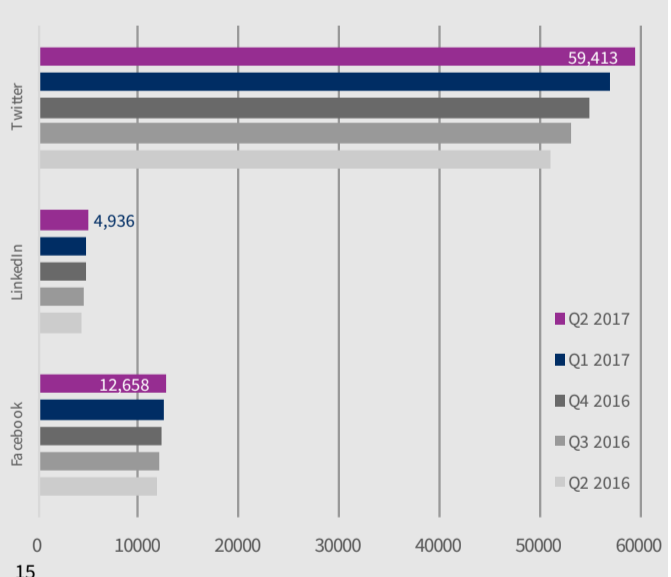
- 201 Reviews made available as Green Open Access in Q1 2017
- 7 Reviews published as Gold Open Access in Q1 2017
- 3,173 Reviews in total available open access at end of Q1 2017

Access to Translated Content



Goal Three

Social Media



Altmetrics

- 230 Tobacco packaging design for reducing tobacco use
- 148 Topical analgesics for acute and chronic pain in adults - an overview of Cochrane Reviews
- 132 Celecoxib for osteoarthritis
- 130 Music therapy for people with schizophrenia and schizophrenia-like disorders
- 124 Diet, physical activity and behavioural interventions for the treatment of overweight or obese children from the age of 6 to 11 years
- 112 Diet, physical activity and behavioural interventions for the treatment of overweight or obese adolescents aged 12 to 17 years

By comparison, top scores in each quarter in 2016 were:

Quarter	Score	Topic
Q1 2016	927	Workplace interventions for reducing sitting at work
Q2 2016	268	Paracetamol for low back pain
Q3 2016	638	Vitamin D for the management of asthma

Media Reach and Impact

- 2,988 pieces of global media coverage in all languages
 - 2,438 pieces of global media coverage in English language (compared with 705 in Q2 2016)
 - 2 Global press releases
 - 72 attracted media hits
- Diet, physical activity and behavioural interventions for the treatment of overweight or obese children from the age of 6 to 11 years; and
 - Diet, physical activity and behavioural interventions for the treatment of overweight or obese adolescents aged 12 to 17 years

Goal Four

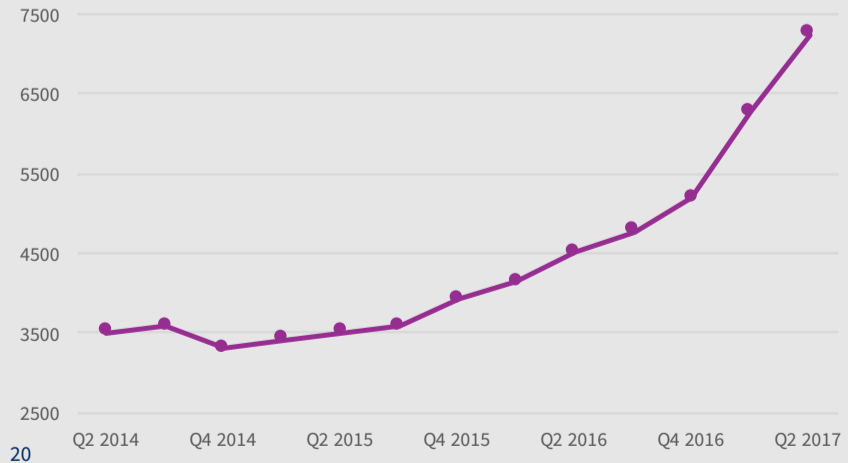
Cochrane Learning Live

- 3 Webinars delivered (Q2 2016: 3)
- 208 Webinar attendees (Q2 2016: 153)
- 271 Views of recorded webinars
- 18,137 All webinar views cumulative since launch in Q1 2016

Active Contributors

- RevMan (active authors) 6,642 approximately
- Cochrane Crowd (total members) 6,000 ↑ 105% YOY
- TaskExchange (total users) 1,060 ↑ 153% YOY
- Covidence (total Cochrane users) 1,937 ↑ 105% YOY

General interest: Cochrane Connect Subscribers



Notes on the data

- Access denied means a user tried to download a full text, but did not have a subscription to the Cochrane Library. Demand is the combination of successful full text views and attempted full text views (access denied). Data is for Q2 for each of the years shown and excludes usage of Biblioteca Cochrane Plus.
- This is a measure of sessions of the cochrane.org website
- Compared with Q2 2016: Reviews: 3% ↓; Updates: 10% ↓; Protocols: 33% ↓.
- 40% increase is comparing Q2 2017 with Q2 2016. Currency fluctuation has had a positive result on income.
- The figures presented for income and expenditure are year to date i.e. January to June.
- Most targets are on course with the exception of the Cochrane Library target which we have reported separately as being red. The RevMan web target is delayed due to resources being spent on the Cochrane Library project and membership.
- These data are based on all reviews and updates published in Q2 2017. Of the 15 reviews or updates without SoF tables, 11 had no included studies
- Cumulative year to date compared with previous year: Reviews: 2% ↑; Updates: 11% ↓; Protocols: 7% ↓.
- DARE and EED are no longer being updated.
- The bar chart provides data for the top ten countries. Mexico has replaced USA as number 1 for the first time. Also Australia and Canada have fallen out of the top 10 as more South American countries enter the top 10 list.
- The English / non-English split is based on the user's browser language.
- This is activity in Q2 2017. Review translations are PLS and/or Abstract, not whole reviews.
- Green open access (OA) means reviews are made available after a 12 months embargo, Gold OA means reviews are available immediately. For details see: <http://www.cochranelibrary.com/help/open-access-options-for-the-cochrane-library.html>
- This data is based on the language of the web page, so shows the usage of our translated content.
- The graph shows Twitter "followers"; LinkedIn "group members"; Facebook "group members". Scores shown are the Altmetric scores for reviews published in the previous quarter.
- As of Q1 2017 we have a new media tracking service that can track media uptake across all languages. Comparative data is limited to English language media hits due to the 2016 legacy data.
- These are webinars delivered as part of Cochrane Learning Live. We do not have quarter by quarter data for webinar views in 2016, so there is no directly comparative data currently. The cumulative count of views is for all webinars in the series, some of which have had over a year to build up their view count. The top webinar is an introduction to Covidence at over 9000 views, and the second most watched is a webinar on use of GradePro GDT in Cochrane reviews at around 5000 views.
- Percentage increase is comparison with Q2 2016. RevMan data is approximate as there is an issue with calculating this retrospectively for the quarter; Cochrane Crowd Q2 2016: 2,930, TaskExchange Q2 2016: 418; Covidence Q2 2016: 944.
- As part of the implementation of Cochrane membership we should see an increase in subscribers to Cochrane Connect as a proxy for interested people engaging with Cochrane. In Dec 2016 we introduced some design improvements to make Cochrane Connect sign up more visible.