

# Cochrane Organisational Dashboard Q2 (Apr-Jun) 2018

## Overview

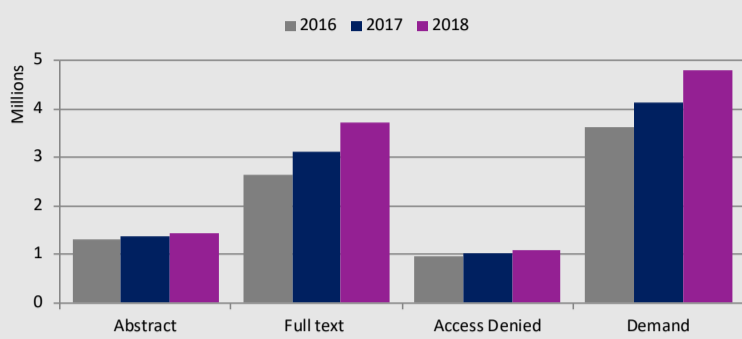
- The enhanced Cochrane Library launched on Tuesday, 7 August 2018.
- Usage of the Cochrane Library has increased 16% compared to the same period in 2017
- Global usage of cochrane.org continues to grow. The number of sessions in the quarter increased by 15% compared to the first quarter of the year. Year-on-year growth of quarterly usage was 57%.
- Publishing output was down in 2Q18 when compared with the same period in 2017. Reviews, updates and protocols were down by 27%, 9% and 18%, respectively. Year-to-date publishing output was also down on last year.

## Commentary & Achievements

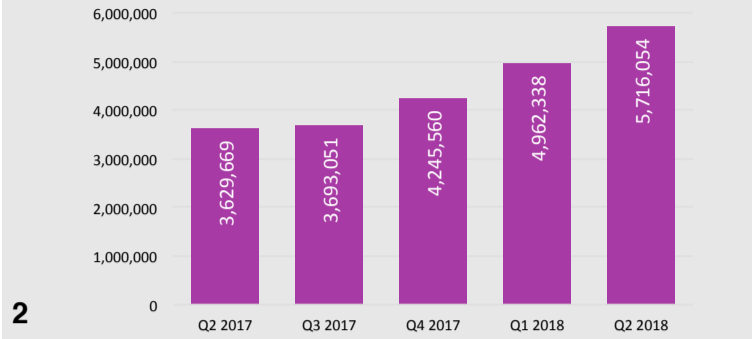
- Royalties (central income) continue to be negatively impacted by the GBP/USD exchange rate, but in real terms, sales of licenses to the Cochrane Library were up
- Central income and expenditure were both tracking lower than expected
- The geographic reach of cochrane.org usage continues to demonstrate evidence of increased accessibility to Cochrane content, with translated content accounting for 70% of usage. Mexico has now been the top user of cochrane.org for a year, approaching 800,000 sessions in Q2. Japan entered the top 10 users of cochrane.org for the first time, with year-on-year usage increasing by 492%, to over 260,000 sessions in Q2.

- Cochrane membership grew by 7% in Q2, up to 11,085 members. The number of Cochrane Supporters, tracked for the first time this quarter, stands at 35,868.
- All eight of the Cochrane Review Group (CRG) Networks have now been launched. As part of the implementation of Cochrane's CRG transformation programme, the following CRG Networks were officially launched in 2Q18: Cochrane Acute and Emergency Care, Cochrane Brain, Nerves and Mind, Cochrane Circulation and Breathing, Cochrane Children and Families, and Cochrane Long Term Conditions and Ageing (networks 1 & 2).

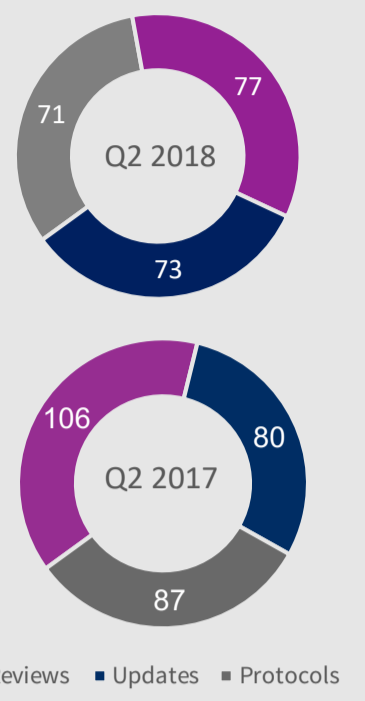
### Cochrane Library Usage



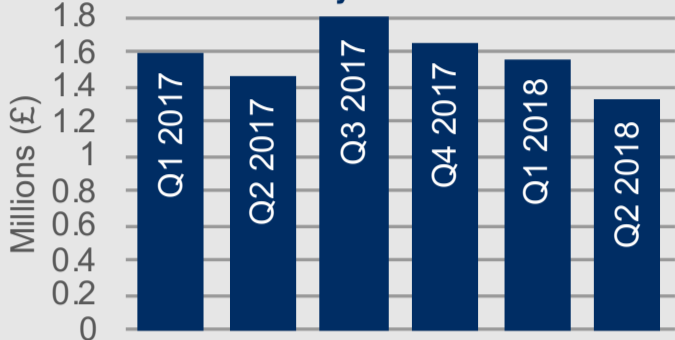
### Cochrane.org Quarterly Usage



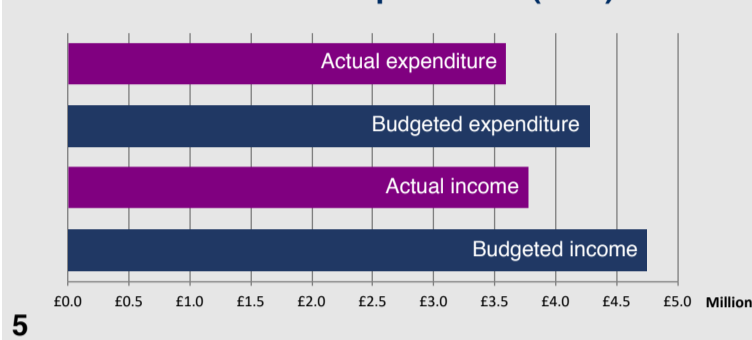
### Publishing Output



### Royalties



### Income and expenditure (YTD)



## 2018 Targets

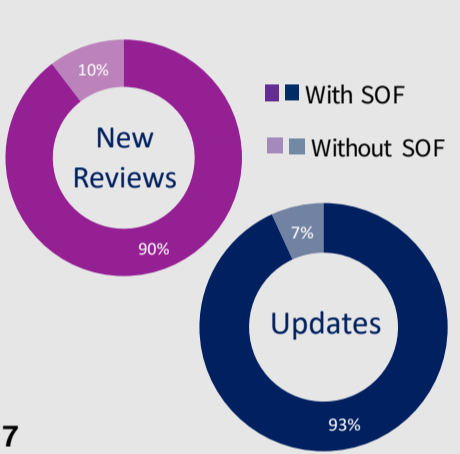
### Strategy to 2020 Targets for 2018

PURPLE: not started or N/A; RED: serious concerns; AMBER: some delays; GREEN: on target

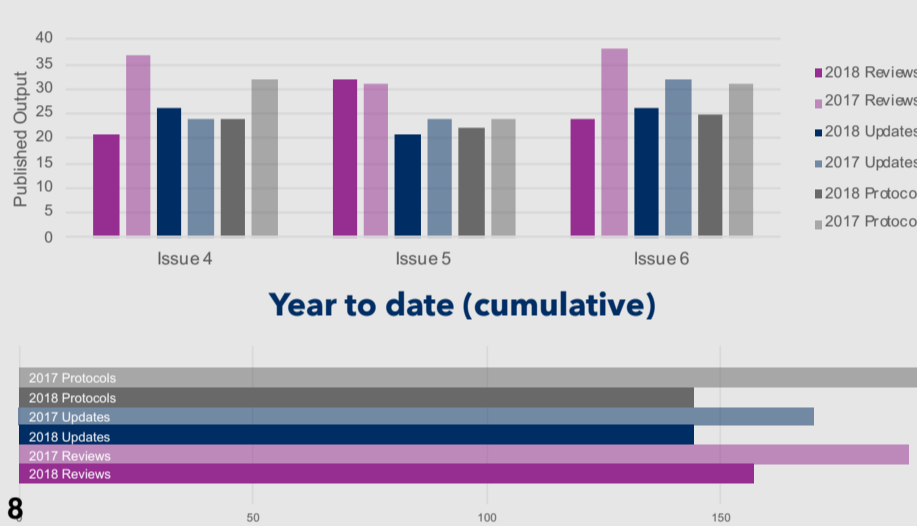
- Form eight new Cochrane Review Group Networks, and begin implementation of network plans and improved ways of working together
- Complete the new standardised technology workflow for Cochrane review production.
- Agree Cochrane's future priority review types, methods and data sources through the development of a 'content strategy', and begin associated implementation activities.
- Deliver more features and enhancements of the Cochrane Library after its re-launch.
- Build capacity and engagement in knowledge translation activities across the organisation.

## Goal One

### Quality



### Output



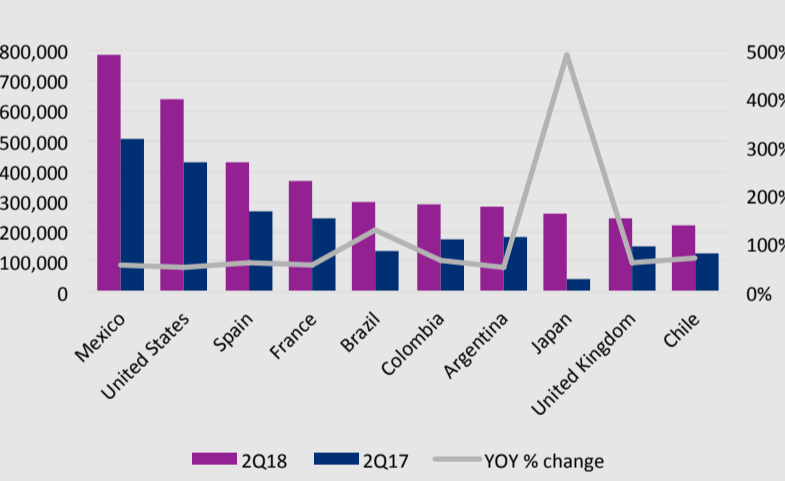
### Total records

Category	2Q17	2Q18	Change
Cochrane Database of Systematic Reviews	9,890	10,151	3%
Reviews	7,352	7,695	4%
Protocols	2,538	2,456	-3%
CENTRAL	1,065,345	1,282,470	17%
Cochrane Clinical Answers	1,307	1,663	21%
Editorials	117	120	3%

## Goal Two

### Geographic Reach

#### Top 10 usage of cochrane.org website

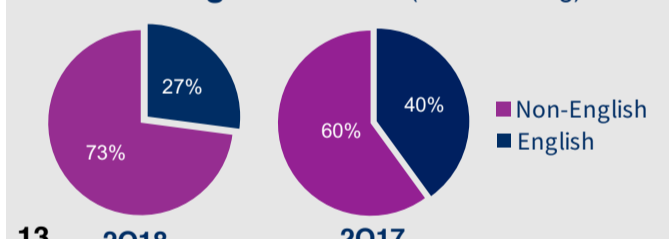


### Translation Activity

**715** new & updated translations published in **15** languages in 2Q18

**40** podcasts translated & recorded in **5** languages in 2Q18

### Non-English Access (cochrane.org)

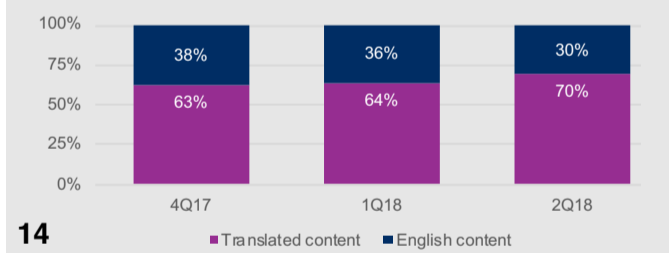


### Open Access

**190** Reviews made available as Green Open Access in 2Q18

**5** Reviews published as Gold Open Access in 2Q18

### Access to Translated Content (cochrane.org)



## Goal Three

### FACEBOOK

**Cochrane Collaboration**: 13,377 followers (1% increase)

**Cochrane Library**: 67,987 followers (3% increase)

### LINKEDIN

**Cochrane Page**: 13,377 followers (39% increase)

### YOUTUBE

**Cochrane Page**: 2,541 followers (10% increase), 199,879 views, 16,313 in Q2

### TWITTER

**@CochraneCollab**: 67,987 followers (3% increase)

**@CochraneLibrary**: 48,978 followers (3.5% increase)

### Altmetrics

- 729: Prophylactic vaccination against human papilloma viruses to prevent cervical cancer and its precursors
- 335: Homeopathic medicinal products for preventing and treating acute respiratory tract infections in children
- 169: Antipsychotics for treatment of delirium in hospitalised non-ICU patients
- 162: Immersion in water during labour and birth
- 154: Methylphenidate for attention deficit hyperactivity disorder (ADHD) in children and adolescents - assessment of adverse events in non-randomised studies
- 134: Paracetamol (acetaminophen) for patent ductus arteriosus in preterm or low birth weight infants

Q2 2017 top scorer: 230

### Media Reach and Impact

- 1,555** Pieces of global media coverage in all languages (compared with 2,988 in 2Q17)
- 16** Reviews were selected for targeted dissemination
- 125** Pieces of global media coverage relating to the calorie disclosure rule taking effect in the US, including reference to review: [Nutritional labelling for healthier food or non-alcoholic drink purchasing and consumption](#)
- 82** Pieces of global media coverage with reference to [Prophylactic vaccination against human papillomaviruses to prevent cervical cancer and its precursors](#)

## Goal Four

### Cochrane Learning Live

**4** Webinars delivered (2Q17: 3)

**253** Webinar attendees (2Q17: 208)

**489** Views of webinars recorded in 2Q18 (2Q17: 271)

**49,958** Webinar views since launch in 1Q16

### Active Contributors

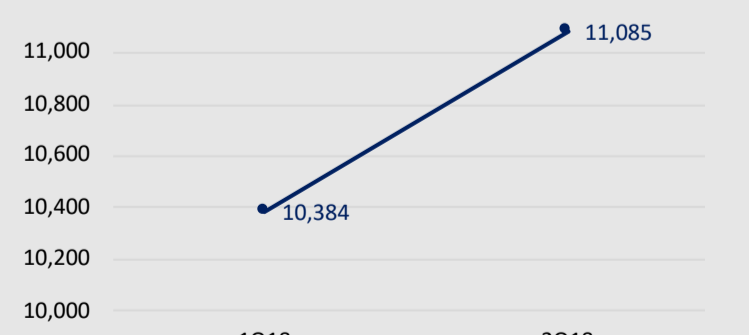
**Cochrane Supporters**: 35,868

**Cochrane Crowd (total members)**: 9,489 (↑ 58% YOY)

**TaskExchange (total users)**: 2,381 (↑ 125% YOY)

**Covidence (total Cochrane users)**: 3,451 (↑ 78% YOY)

### Cochrane Members



## Notes on the data

- Access denied means a user tried to download a full text, but did not have a subscription to the Cochrane Library. Demand is the combination of successful full text views and attempted full text views (access denied). Data is for Q2 for each of the years shown and excludes usage of Biblioteca Cochrane Plus.
- This is a measure of sessions of the cochrane.org website
- Compared with 2Q17: Reviews: 27% ↓; Updates: 9% ↓; Protocols: 18% ↓
- 9% YOY decrease in royalties. Currency fluctuation has had a negative effect on income.
- The figures presented for income and expenditure are year to date i.e. 1 January to 30 June. Figures include Cochrane Innovations.
- Target four is amber because there have been some delays involving the library re-launch.
- This data is based on all reviews and updates published in 2Q18. Of the 8 new reviews without SoF tables, 7 had no included studies. Of the 5 updates without SoF tables, 3 had no included studies
- Cumulative year to date compared with previous year: Reviews: 17% ↓; Updates: 15% ↓; Protocols: 25% ↓
- The Database of Abstracts of Reviews of Effects, the Cochrane Methodology Register, the Health Technology Assessment Database and the NHS Economic Evaluation Database are no longer being updated.
- Usage is number user sessions. Notable YOY% increases: Japan (492%), Brazil (128%), Chile (69%).
- This is activity in 2Q18. Review translations are PLS and/or Abstract, not whole reviews. As of 1Q18, blogshots are no longer tracked.
- Green open access (OA) means reviews are made available after a 12 months embargo, Gold OA means reviews are available immediately. For details see: <http://www.cochrane-library.com/help/open-access-options-for-the-cochrane-library.html>
- The English / non-English split is based on the user's browser language.
- This data is based on the language of the web page, and shows the usage of our translated content.
- The following is tracked as of 2Q18: YouTube exposure, both Cochrane Collaboration and Cochrane Library profiles (Twitter) and groups (Facebook), LinkedIn profile (instead of tracking private group membership)
- Scores shown are the altmetric scores for reviews published in the previous quarter.
- 48% YOY decrease in global media coverage (all languages)
- These are webinars delivered as part of Cochrane Learning Live.
- Percentage increase is comparison with 2Q17. No comparison figures are available for Cochrane supporters.
- The Cochrane membership scheme was launched in 2017. Tracking the number of Cochrane members began in January 2018.