

Cochrane Organisational Dashboard Q3 (Jul-Sep) 2018

Overview

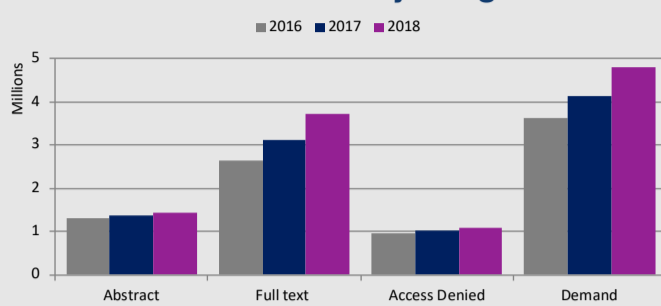
Commentary & Achievements

- The Cochrane Library, which has been redesigned and enhanced to improve user experience and functionality, was successfully launched in Q3.
- Due to the launch of the new Cochrane Library, there has been a delay in reporting Cochrane Library usage during Q3.
- Global usage of cochrane.org continues to grow. The number of sessions in the quarter increased by 22% compared to the previous quarter. Year-on-year growth of quarterly usage was 99%.
- Publishing output was down in 3Q18 when compared with the same period in 2017. Reviews, updates and protocols were down by 10%, 30% and 34%, respectively. Year-to-date publishing output was also down on last year.
- Cochrane announced the introduction of a new, freely available set of learning resources for Knowledge Translation (KT) in Cochrane.

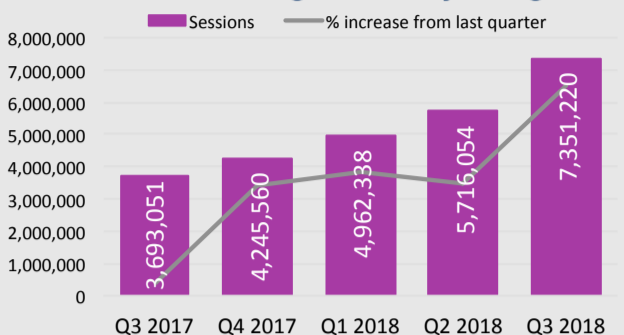
- Launched as part of the training.cochrane.org, these resources will provide anyone working as part of Cochrane with an introduction to KT, its key themes and KT audiences.
- Royalties (central income) remained flat year-on-year and continues to be negatively impacted by the GBP/USD exchange rate. In real terms, sales of licenses to the Cochrane Library were up.
- Central income and expenditure were both tracking lower than expected.
- The geographic reach of cochrane.org usage continues to demonstrate evidence of increased accessibility to Cochrane content, with translated content accounting for 76% of usage. Mexico has now been the top user of cochrane.org for five quarters, exceeding 920,000 sessions in Q3. Having entered the top 10 users of cochrane.org for the first time in 2018, Japan's year-on-year usage increased by 873% in Q3, approaching 500,000 user sessions.

- Cochrane membership has grown by 9% since tracking began in 1Q18. The number of Cochrane Supporters has grown by 22% the last quarter to 43,783 at the end of Q3.
- The 2018 Edinburgh Cochrane Colloquium took place in September. This year the theme was "Cochrane for all - better evidence for better health decisions". Nearly 1,300 people attended the colloquium, which offered 82 workshops, 243 posters and 222 oral presentations.
- In Q3 Cochrane announced that work had begun to establish two new Cochrane Networks in the United States and China. The Cochrane Network's primary functions will be ensuring that Cochrane's evidence is increasingly used in policy and practice inside the US and China; supporting their respective Cochrane community of volunteers; and promoting and representing Cochrane in each country.

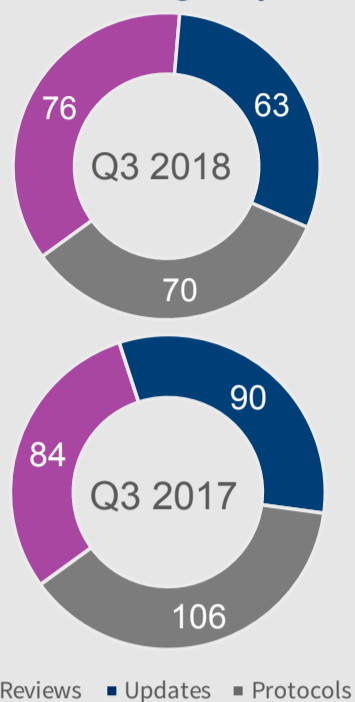
Cochrane Library Usage*



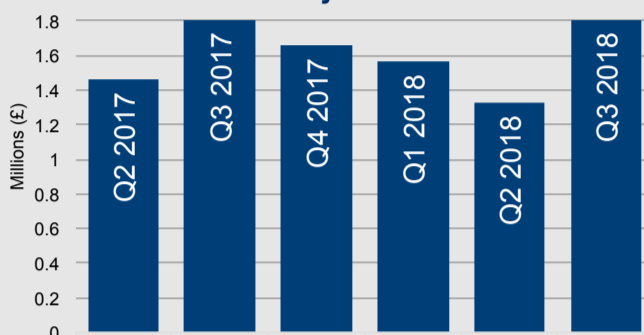
Cochrane.org Quarterly Usage



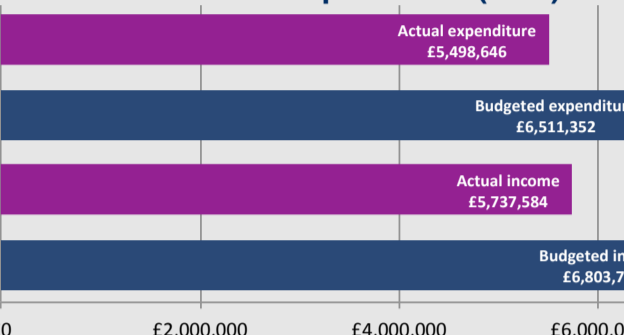
Publishing Output



Royalties



Income and expenditure (YTD)



2018 Targets

Strategy to 2020 Targets for 2018

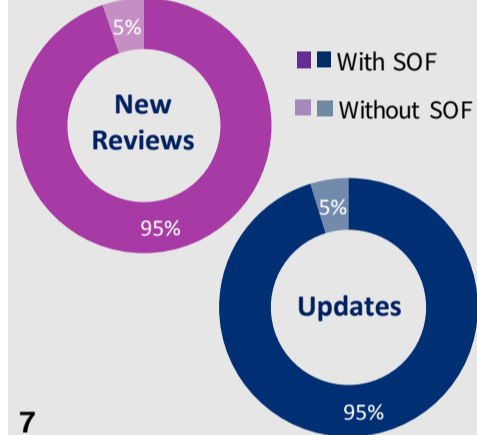
PURPLE: not started or N/A; RED: serious concerns; AMBER: some delays; GREEN: on target

- Form eight new Cochrane Review Group Networks, and begin implementation of network plans and improved ways of working together.
- Complete the new standardised technology workflow for Cochrane review production.
- Agree Cochrane's future priority review types, methods and data sources through the development of a 'content strategy', and begin associated implementation activities.
- Deliver more features and enhancements of the Cochrane Library after its re-launch.
- Build capacity and engagement in knowledge translation activities across the organisation.

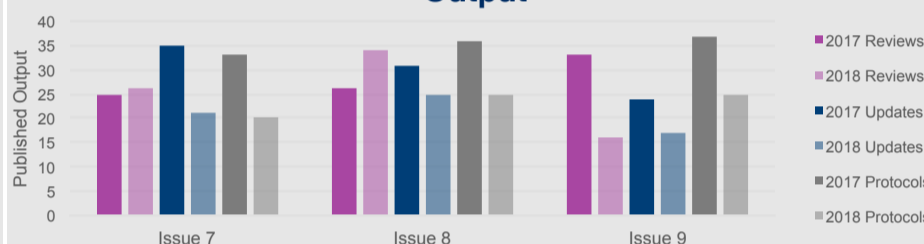
Goal One

Quality

Reviews with Summary of Findings (SoF) Tables



Output



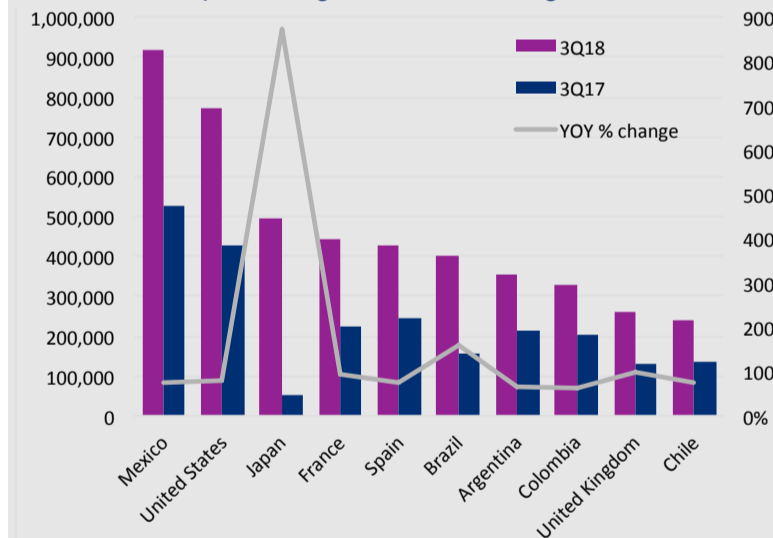
Total records

	3Q17	3Q18	Change
Cochrane Database of Systematic Reviews	9,987	10,237	2%
Reviews	7,514	7,773	3%
Protocols	2,473	2,464	0%
CENTRAL	1,087,170	1,300,444	16%
Cochrane Clinical Answers	1,386	1,759	21%
Editorials	119	122	2%

Goal Two

Geographic Reach

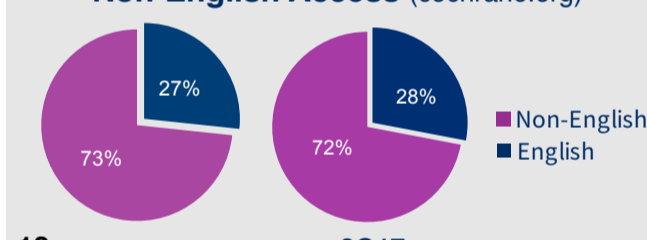
Top 10 usage of cochrane.org website



Translation Activity

886 new & updated translations published in **15** languages in 3Q18
85 podcasts translated & recorded in **6** languages in 3Q18

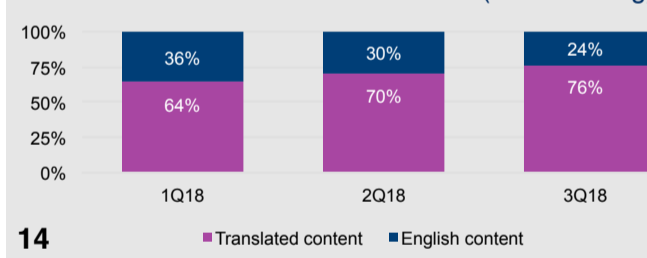
Non-English Access (cochrane.org)



Open Access

184 Reviews made available as Green Open Access in 3Q18
12 Reviews published as Gold Open Access in 3Q18

Access to Translated Content (cochrane.org)



Goal Three

FACEBOOK

Cochrane Collaboration 13,723 followers
Cochrane Library 21,269 followers

YOUTUBE

Cochrane Page 2,797 followers

TWITTER

@CochraneCollab 71,246 followers
@CochraneLibrary 51,198 followers

Altmetrics

- 1524 Omega-3 fatty acids for the primary and secondary prevention of cardiovascular disease
 - 1013 Nurses as substitutes for doctors in primary care
 - 223 Music-based therapeutic interventions for people with dementia
 - 218 Music-based therapeutic interventions for people with dementia
 - 217 Blood pressure targets for the treatment of people with hypertension and cardiovascular disease
 - 181 Homeopathic medicinal products for preventing and treating acute respiratory tract infections in children
- Q3 2017 top scorer: 590

Media Reach and Impact

1,790 Pieces of global media coverage in all languages (compared with 2,377 in 3Q17)
15 Reviews were selected for targeted dissemination
239 Pieces of global media coverage relating to Omega-3 fatty acids for the primary and secondary prevention of cardiovascular disease widespread global media interest following dissemination of a global press release. Coverage summary [here](#).

Goal Four

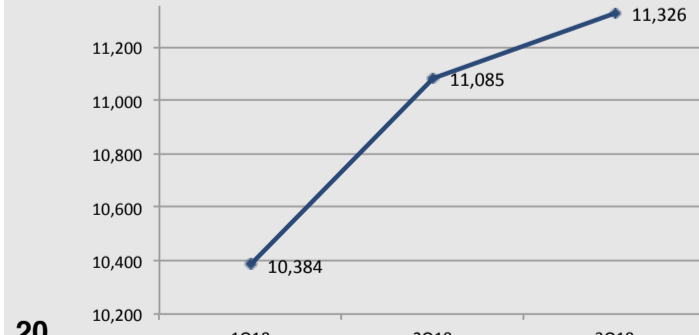
Cochrane Learning Live

5 Webinars delivered (3Q17: 5)
523 Webinar attendees (3Q17: 295)
846 Views of webinars recorded in 3Q18 (3Q17: 722)
60,627 Webinar views since launch in 1Q16

Active Contributors

Cochrane Supporters 43,783
Cochrane Crowd (total members) 10,100 ↑ 44% YOY
TaskExchange (total users) 2,606 ↑ 89% YOY
Covidence (total Cochrane users) 3,756 ↑ 65% YOY

Cochrane Members



Notes on the data

- Cochrane Library usage displayed is for 2Q18. Access denied means a user tried to download a full text, but did not have a subscription to the Cochrane Library. Demand is the combination of successful full text views and attempted full text views (access denied). Data is for Q3 for each of the years shown and excludes usage of Biblioteca Cochrane Plus.
- This is a measure of sessions of the cochrane.org website
- Compared with 3Q17: Reviews: 10% ↓; Updates: 30% ↓; Protocols: 34% ↓
- Royalties remained flat YOY. Currency fluctuation continues to negatively effect income.
- The figures presented for income and expenditure are year to date i.e. 1 January to 30 September. Figures include Cochrane Innovations.
- Target four is amber because the library re-launch was delayed. The Library launched on August 7 2018.
- This data is based on all reviews and updates published in 3Q18. Of the 3 new reviews without SoF tables, none had included studies. Of the 4 updates without SoF tables, 3 had no included studies.
- Cumulative year to date compared with previous year: Reviews: 18% ↓; Updates: 18% ↓; Protocols: 34% ↓
- The Database of Abstracts of Reviews of Effects, the Cochrane Methodology Register, the Health Technology Assessment Database and the NHS Economic Evaluation Database are no longer being updated.
- Usage measure is user session count. Notable YOY% increases: Japan (873%), Brazil (160%), U.K (98%) and France (96%)
- This is activity in 3Q18. Review translations are PLS and/or Abstract, not whole reviews. As of 1Q18, blogshots are no longer tracked.
- Green open access (OA) means reviews are made available after a 12 months embargo, Gold OA means reviews are available immediately. See [here](#) for details.
- The English / non-English split is based on the user's browser language.
- This data is based on the language of the web page, and shows the usage of our translated content.
- The following is tracked as of 3Q18: YouTube exposure, both Cochrane Collaboration and Cochrane Library profiles (Twitter) and groups (Facebook)
- Scores shown are the altimetric scores for reviews published in the previous quarter.
- 25% YOY decrease in global media coverage (all languages)
- These are webinars delivered as part of Cochrane Learning Live.
- YOY comparison with 3Q17. No comparison figures are available for Cochrane supporters.
- The Cochrane membership scheme was launched in 2017. Tracking the number of Cochrane members began in January 2018.