

Cochrane Organisational Dashboard Q4 (Oct-Dec) 2018

Overview

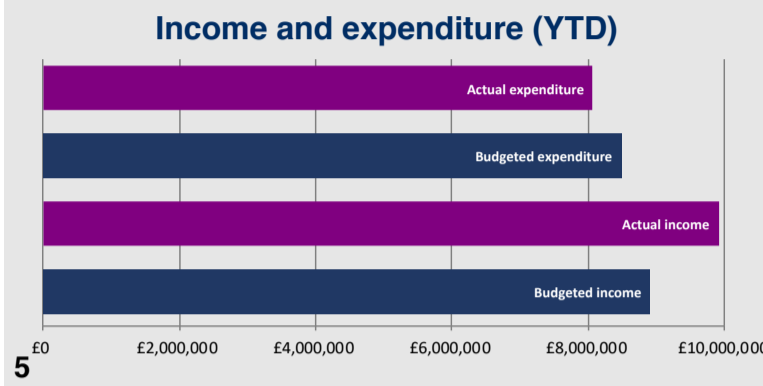
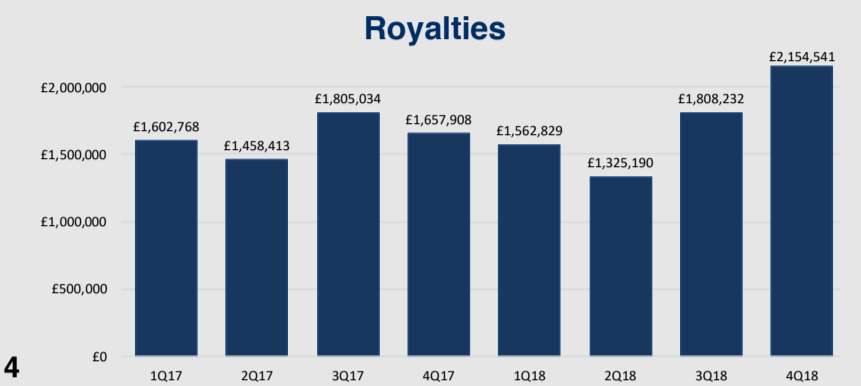
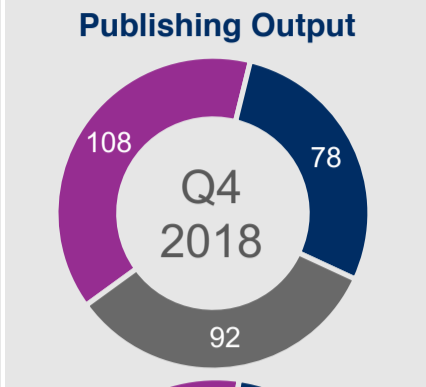
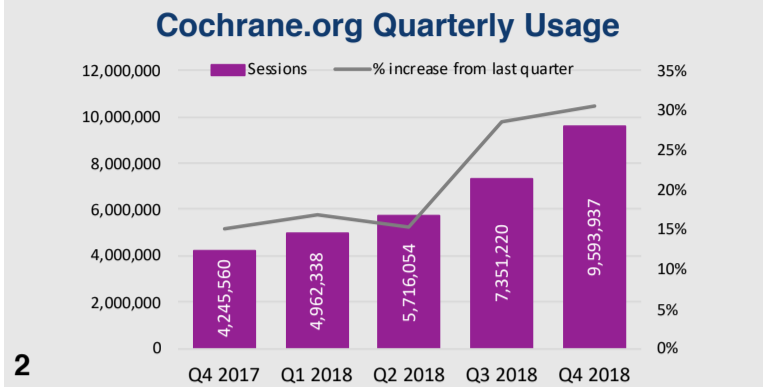
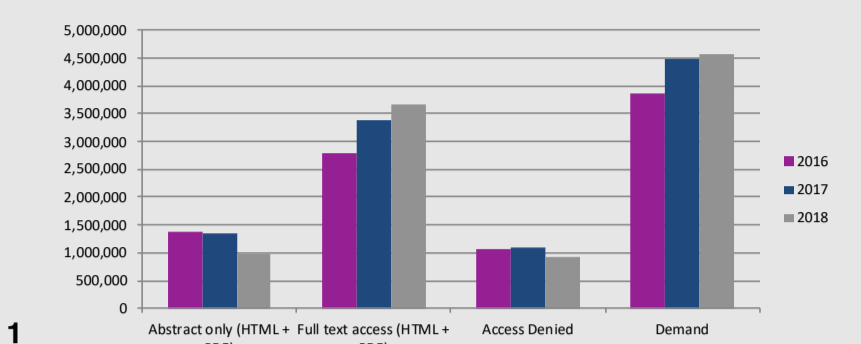
- In December 2018, four new members were elected to Cochrane's Governing Board. Over 1200 people voted and over 4000 votes were cast. Xavier Bonfill, Sally Green, Karsten Juhl Jørgensen and Jordi Pardo Pardo were elected to the Board. See [here for individual profiles](#).
- Following the launch of the new enhanced Cochrane Library (7 August 2018), technical issues with the publisher's systems meant that complete data on Library usage was not captured until late December 2018. This means that the data shown for Cochrane Library usage for the second half of 2018 are incomplete. Future reports will be unaffected but, unfortunately, the data for Q3 and Q4 cannot be reclaimed.
- Global usage of Cochrane.org continues to grow spectacularly. The number of sessions increased to 9.4 million in the fourth

quarter, an increase of over 30% compared to the previous quarter. Year-on-year quarterly usage grew 126%.

- Publishing output was up in Q4 compared with the same period in 2017. Reviews and updates were up 8% and 13%, respectively, whilst protocols were down by 7%. Overall, 2018 publishing output was down on last year.
- In Q4, publishing royalties (central income) increased by 30% when compared with the same period in 2017. In real terms, sales of licenses to the Cochrane Library were up.
- Central income exceeded projections in 2018 and expenditure was lower than expected.
- The geographic reach of Cochrane.org usage continues to demonstrate evidence of increased accessibility to Cochrane

content, with translated content accounting for 72% of usage. Mexico has now been the top user of Cochrane.org for six quarters, reaching almost 1.2 million sessions in Q4. Having entered the top 10 users of Cochrane.org for the first time in 2Q18, Japan's year-on-year usage increased by 644% in Q4, approaching 500,000 user sessions.

- Cochrane membership has grown by over 30% in 2018. By the end of the year the number of Cochrane members stood at 13,158 (from just over 10,000 in January 2018) with another 52,033 Cochrane Supporters registered.
- In November 2018, the Cochrane Review Group Networks announced their strategic plans that will guide their work until 2020. See [Cochrane.org](#) for details.



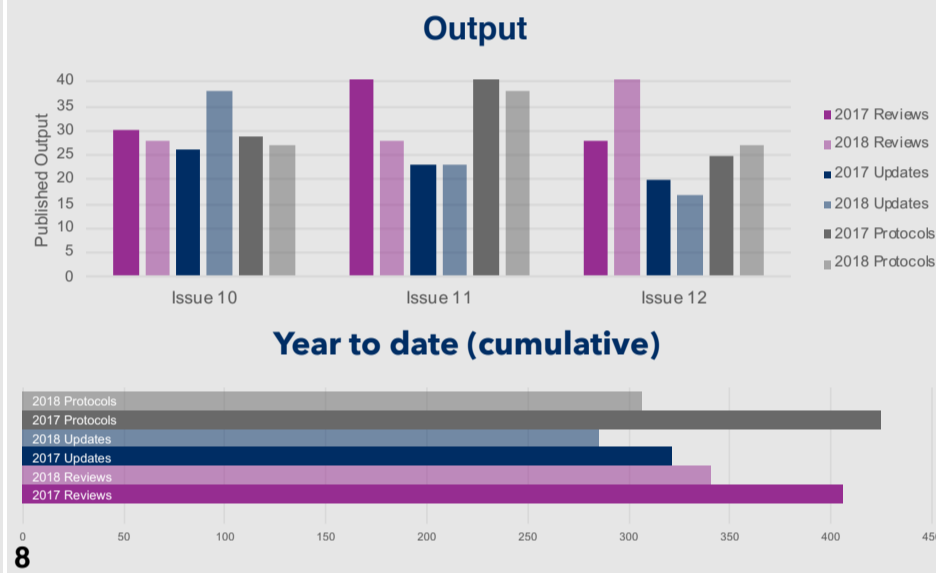
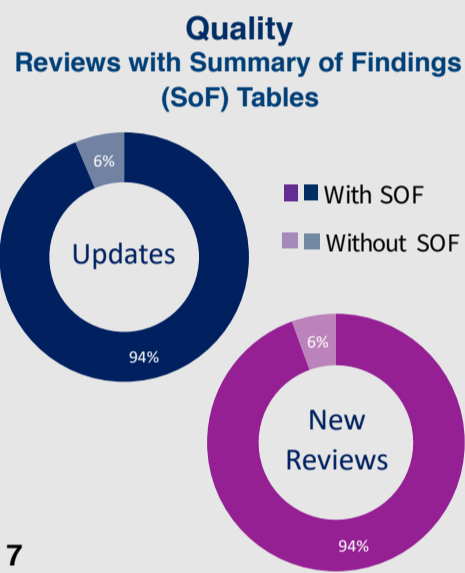
2018 Targets

Strategy to 2020 Targets for 2018

PURPLE: not started or N/A; RED: serious concerns; AMBER: some delays; GREEN: on target

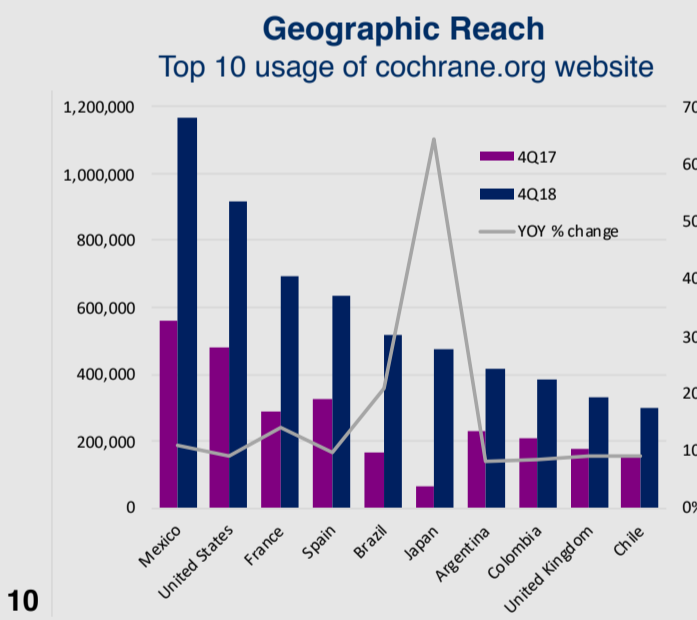
- Form eight new Cochrane Review Group Networks, and begin implementation of network plans and improved ways of working together.
- Complete the new standardised technology workflow for Cochrane review production.
- Agree Cochrane's future priority review types, methods and data sources through the development of a 'content strategy', and begin associated implementation activities.
- Deliver more features and enhancements of the Cochrane Library after its re-launch.
- Build capacity and engagement in knowledge translation activities across the organisation.

Goal One



Category	4Q17	4Q18	Change
Cochrane Database of Systematic Reviews	10,052	10,317	3%
Reviews	7,510	7,874	5%
Protocols	2,542	2,443	-4%
CENTRAL	1,103,141	1,286,685	14%
Cochrane Clinical Answers	1,550	1,900	18%
Editorials	119	126	6%

Goal Two



1,223 new & updated translations published in **15** languages in 4Q18

51 podcasts translated & recorded in **10** languages in 4Q18

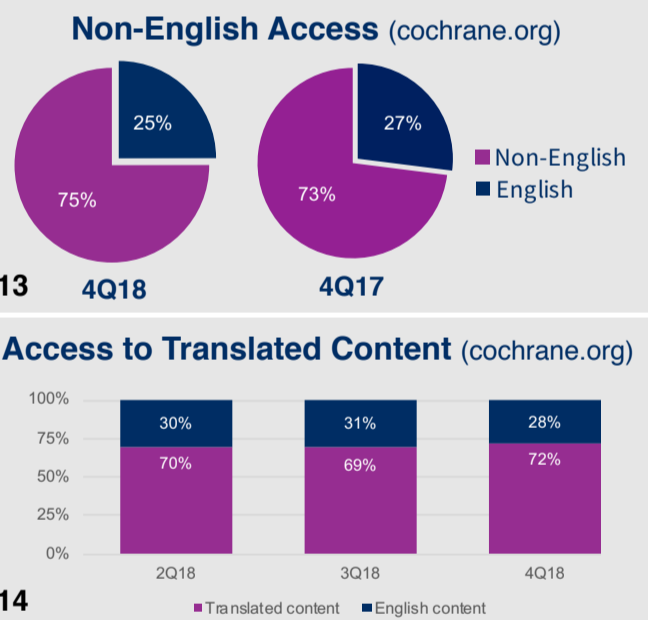
11

Open Access

175 Reviews made available as Green Open Access in 4Q18

8 Reviews published as Gold Open Access in 4Q18

12



Goal Three

FACEBOOK

↑ Cochrane Collaboration 14,012 members

↑ Cochrane Library 22,077 followers

YOUTUBE

↑ Cochrane Page 2,990 followers

TWITTER

↑ @CochraneCollab 73,875 followers

↑ @CochraneLibrary 52,398 followers

15

Altmetrics

202 Dietary modifications for infantile colic

197 Interventions during pregnancy to prevent preterm birth: an overview of Cochrane systematic reviews

197 Omega-3 fatty acid addition during pregnancy

171 Pelvic floor muscle training versus no treatment, or inactive control treatment

161 Exercise therapy for chronic fatigue syndrome (individual patient data)

148 Very early versus delayed mobilisation after stroke

96 Vitamin and mineral supplementation for preventing dementia or delaying cognitive decline in people with mild cognitive impairment

95 Vitamin and mineral supplementation for maintaining cognitive function in cognitively healthy people in mid and late life

16

Media Reach and Impact

1,687 Pieces of global media coverage in all languages

19 Reviews were selected for targeted dissemination

142 Pieces of global media coverage relating to the review: Omega-3 fatty acid addition during pregnancy

17

Goal Four

Cochrane Learning Live

3 Webinars delivered (4Q17: 7)

242 Webinar attendees (4Q17: 410)

178 Views of webinars recorded in 4Q18 (4Q17: 803)

71,566 Webinar views since launch in 1Q16

18

Active Contributors

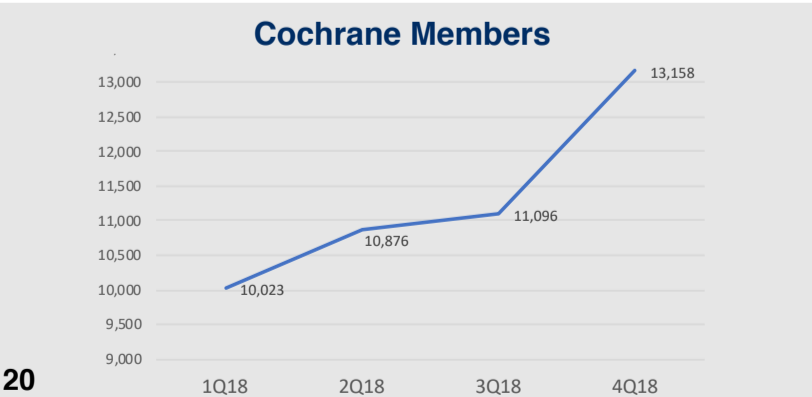
Cochrane Supporters **52,033**

Cochrane Crowd (total members) **11,082**

TaskExchange (total users) **2,880** ↑ 67% YOY

Covidence (total Cochrane users) **4,330** ↑ 68% YOY

19



Notes on the data

- Access denied means a user tried to download a full text, but did not have a subscription to the Cochrane Library. Demand is the combination of successful full text views and attempted full text views (access denied). Data is for Q4 for each of the years shown and excludes usage of Biblioteca Cochrane Plus.
- This is a measure of sessions of the cochrane.org website
- Compared with 4Q17: Reviews: + 8%; Updates: + 13%; Protocols: - 7%
- Royalties increased YOY.
- The figures presented for income and expenditure are year to date i.e. 1 January to 31 December. Figures include Cochrane Innovations.
- Target two is amber because there have been delays to the completion of the new standardised technology workflow for Cochrane review production. Target four is amber because the library re-launch was delayed. The Library launched on August 7 2018.
- This data is based on all reviews and updates published in 4Q18. Of the 6 new reviews without SoF tables, 5 had no included studies. Of the 5 updates without SoF tables, 4 had no included studies.
- Cumulative year to date compared with previous year: Reviews: - 16%; Updates: - 11%; Protocols: - 28%
- The Database of Abstracts of Reviews of Effects, the Cochrane Methodology Register, the Health Technology Assessment Database and the NHS Economic Evaluation Database are no longer being updated.
- Usage measure is user session count. Notable YOY% increases: Japan (644%), Brazil (209%), France (141%)
- 4,276 new and updated translations were published in 2018.
- This is activity in 4Q18. Review translations are PLS and/or Abstract, not whole reviews. Green open access (OA) means reviews are made available after a 12 months embargo, Gold OA means reviews are available immediately. See [here](#) for details.
- The English / non-English split is based on the user's browser language.
- This data is based on the language of the web page, and shows the usage of our translated content.
- The following is tracked as of 4Q18: YouTube exposure, both Cochrane Collaboration and Cochrane Library profiles (Twitter) and groups (Facebook)
- Scores shown are the altimetric scores for reviews published in the previous quarter.
- Coverage summary [here](#) for the review: Omega-3 fatty acid addition during pregnancy.
- These are webinars delivered as part of Cochrane Learning Live.
- Percentage increase is comparison with 4Q17. No comparison figures are available for Cochrane supporters or Cochrane Crowd (total members)
- The Cochrane membership scheme was launched in 2017. Tracking the number of Cochrane members began in January 2018.